


INSTITUTE FOR CANCER RESEARCH

ANNUAL REPORT 2023



“Research and innovation with patient benefit in mind”

EDITORIAL COMMITTEE:

Kjetil Taskén
Eirik Malinen
Peter Wiedswang
Kari Aalrust Berger

DESIGN:

Espen Liland

PHOTOGRAPHY:

Ine Eriksen, UiO
Åsne Rambøl Hillestad, UiO
Øystein Horgmo, UiO
Terje Heiestad
Leonardo A. Meza-Zepeda, OUH
Ieva Ailte, OUH
Christopher Forcados, OUH

FRONT PAGE:

The circular Circos plot represents the whole genome of three metastases from a liposarcoma patient (Myklebost, Lorenz, Meza-Zepeda). The inner circles depict DNA copy number changes, whereas lines joining two chromosomal regions represent fusion transcripts within the tumours detected by RNA sequencing. The BeadArray glass slide is used to study genetic variation and DNA copy number changes. Data was generated by the Genomics Core Facility at the Department of Core Facilities. The instruments used to create the data were financed by the Radium Hospital Foundation, the Norwegian Cancer Society and the University of Oslo.

PAPER: 150/300 Profimatt
CIRCULATION: 800

CONTENTS

3	Contents
4-5	Dedicated to Cancer Research
6-11	The Institute

12-13	1 The Highlights
14-15	2 The Achievements
16-19	3 The People
20-31	4 The Research Departments
32-33	5 The Technologies
34-35	6 The Funding
36-41	7 The Centres
42-43	8 The Clinic
44-45	9 The International Network
46-47	10 The Next Generation
48	11 The Communication is Key

49-58	Publications
-------	--------------



“the ICR sets out to maintain the excellent science and to further contribute to the grand challenges in cancer medicine”

DEDICATED TO CANCER RESEARCH

I am happy to present our Annual Report for 2023. The eleven key topics of the report encapsulates the work and output from our research organisation, the Institute of Cancer Research (ICR), and it communicates the key features of what we do. Alongside outstanding research, the report also demonstrates how we excel in recruitment, training and career development, translation and innovation, dissemination and public outreach, and in collaboration in Norway and abroad.

Notably, ICR groups are key partners in more than 20 clinical trials and lead more than 120 translation and innovation projects, many with industry partners. Members of the ICR also gave more than 350 scientific and popular talks, organised some 60 meetings and events, disseminated our science, and participated in the public debate with close to 250 news items in 2023.

As you will see, however, our scientific output was down in 2023 compared to 2021 and 2022. We saw a surge in published papers in 2021, presumably as our staff, working from home during the pandemic, focused on writing and publishing papers. This was followed by a decrease towards normal in 2022 and below earlier levels last year. One possible explanation is that although we kept the institute open throughout the pandemic, allowing people to come in and do experiments, the need to keep distance and reduced presence, as well as the difficulties in getting laboratory consumables and spare parts, has affected production, and typically we see that with several years of delay. It may also be that our shift towards more translational and clinical research gives a longer time to output. I am glad to see that more than half of our production still has 1st or senior author at the ICR and that the research quality is the same (by median impact factor).

The competence of our staff is the most valuable asset of the ICR. Our 377 employees in 6 research departments, 26 research groups, 29 project groups and 6 core facility units represent a competence hub that allows Oslo University Hospital to establish new strategic areas. One example is in precision cancer medicine and another cell therapy, as we have the required expertise to pursue such new initiatives. These strategic developments also create new career paths. In 2023 we stepped up our involvement in radionuclide and preclinical proton therapy research (as described under Highlights and Core Facilities). We also welcomed Eirik Malinen as our new Head of the Department of Radiation Biology and Anne Gjøen Simonsen as a new Group Leader in Department of Molecular Cell Biology.

I encourage you to go through the report and see the highlights from our exciting research. In line with our vision, values, and objectives, the ICR sets out to maintain the excellent science and to further contribute to the grand challenges in cancer medicine, to continue to attract top talents, and to position the ICR in national and international alliances and consortia. Enjoy the reading!

March, 2024

Kjetil Taskén
Head of the ICR

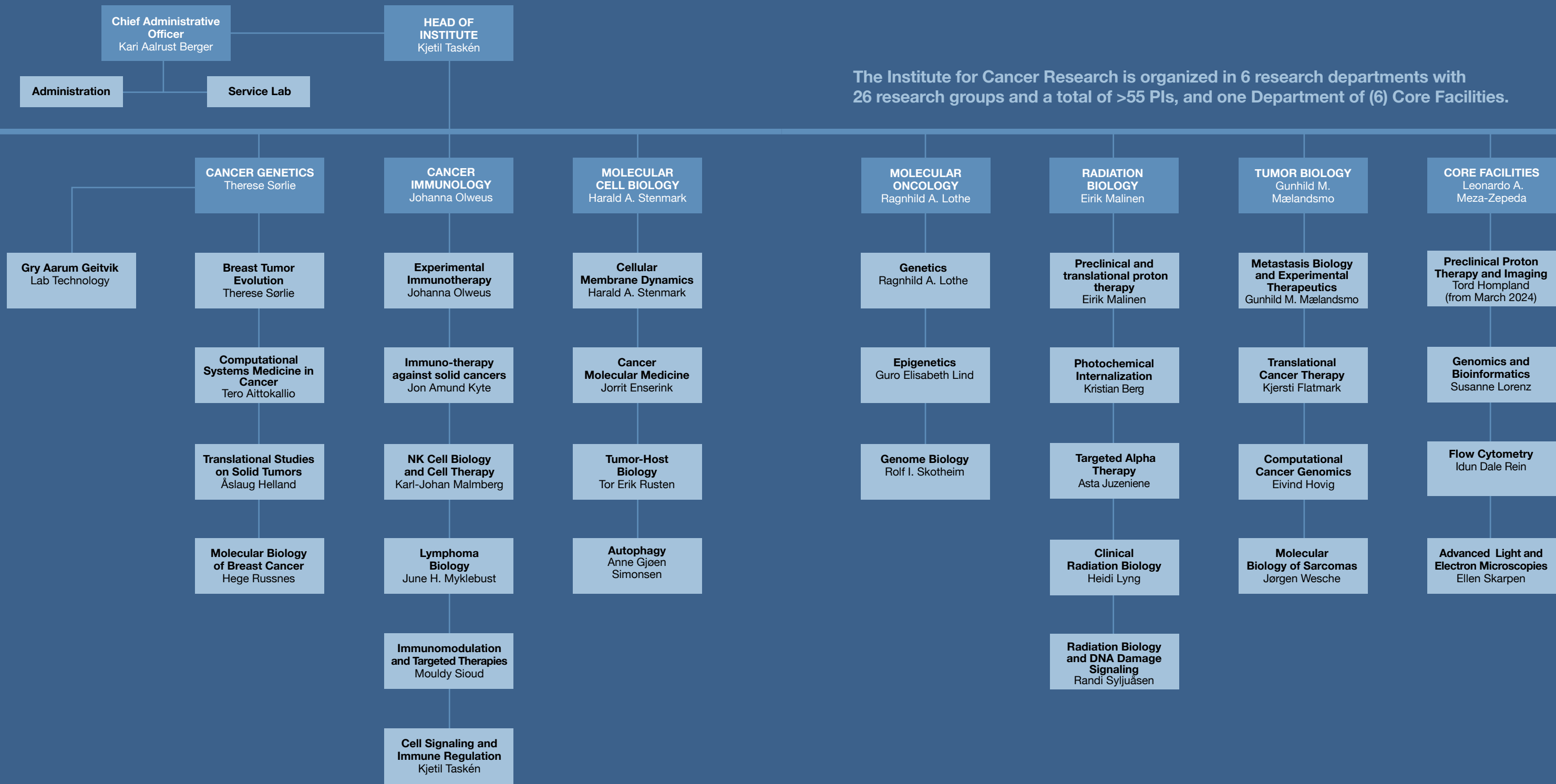
THE INSTITUTE

6 research departments

26 research groups

6 core facilities

29 project groups



THE INSTITUTE

Administration

Chief Administrative Officer:
Kari Aalrust Berger / Employees: 10

Administration

Service Lab



Peter Wiedswang, Ikram Mahnin, Yili Gan, Gro Live Fagereng, Helene Wold Ranum, Mona Hagen, Karen-Marie Heintz, Kari Aalrust Berger and Linda Uv Mjøen. Absent: Yong Fang Po

The ICR administrative unit consists of ten people that provides support on a wide range of tasks:

- Budgeting and accounting for around 400 externally funded projects
- Support in application processes and grant writing
- Handling all HR-related tasks
- Health, Safety and Environment and management of technical installations in the building
- Public relations and ICR website, coordinating the ICT-support group
- Responsibility for ICR conference and meeting facilities
- Operating Service Lab with washing and autoclaving facility for the building

**“Serving to let
our scientists
excel at the ICR”**

THE INSTITUTE

Scientific Advisory Board members



**Professor
Carl-Henrik Heldin**
Department of
Medical Biochemistry
and Microbiology,
Uppsala University,
Sweden. SAB Chair



**Professor
Carl Figdor**
Head, Dept of Tumor
Immunology, Institute for
Molecular Life Sciences,
Radboud UMC, The
Netherlands



**Professor
Margaret C. Frame**
FRSE, FmedSci, OBE,
Professor of Cancer
Research and Director,
MRC Institute of
Genetics and Molecular
Medicine, University of
Edinburgh, UK



**Professor
Ruth Palmer**
Institute of
Biomedicine,
University of
Gothenburg, Sweden



**Professor
Karen-Lise
Garm Spindler**
Department of
Experimental Clinical
Oncology, University
of Aarhus; Consultant
Oncologist, Aarhus
University Hospital,
Denmark



**Professor Giulio
Superti-Furga**
Scientific Director,
Research Center for
Molecular Medicine
(CeMM) of the Austrian
Academy of Sciences,
and Professor for
Medical Systems
Biology, Center for
Physiology and
Pharmacology Medical
University of Vienna,
Austria

Interactions with the Scientific Advisory Board

The Scientific Advisory Board (SAB) of the Institute for Cancer Research (ICR) at Oslo University conducted its 2nd visit and review in Oslo, May 9-10, 2023, and provided their report at the end of May.

In their report, **the SAB writes:** “Overall, the SAB found the progress of ICR over the last two years to be very positive. The scientific production has been impressive with many publications reporting important findings and receiving a lot of attention”. They also highlight:

- “Excellent leadership exerted, and important steps taken to enhance collaborations and interactions between basic scientists and clinicians.”
- “Several new highly qualified PIs recruited who will strengthen the research at ICR.”
- “ICR benefits from the Comprehensive cancer centre (CCC) at Oslo University Hospital, which provides a suitable environment with advanced treatment of cancer patients; importantly, ICR contributes significantly to the strength of the CCC in a two-way synergy.”

Furthermore, the SAB congratulated ICR for: “the concerted effort to mount a vigorous, multi-pronged effort in precision oncology” highlighting the nationwide frameworks, infrastructures, and cancer trials InPreD, IMPRESS-Norway and CONNECT. And said that this is “clearly based on a very robust foundation of excellent research on disease mechanism” and “a commendable commitment to technology development”, and importantly that the ICR has “created a robust and essential network of collaborations with the relevant clinical departments.” The SAB went on to say that: “Seldom does one encounter a cancer research institute in which these modern approaches are equally pervasive as at ICR.”

According to the SAB the ICR precision oncology translational effort can be considered as composing four pillars:

1. “Diagnostics and patient stratification based on genomic and other -omics methods, as well as other molecularly ascertained profiles and biomarkers allowing patient-specific or patient group-stratified recommendations for treatment.
2. Functional precision medical approaches in which samples of individual patients are treated ex vivo to measure responses to therapeutics, offering to the treating physician/tumor board suggestions based on functional measurements.
3. Cell-based therapies, involving T cells, NK cells and other, manipulated to acquire desired properties (here there is an intersection with gene therapy).
4. Small-molecule based therapies from new academic drug screening campaigns, repurposing of existing agents alone or in combination.”

Response to the report – The ICR has revised its strategy and objectives for 2023-25 and will:

- Pursue our strategic plan for developing cancer systems biomedicine.
- Continue to work with organizational development and pursue relevant funding opportunities.
- Continue the implementation of the ICR career development program.
- Maintain our focus on the recruitment of outstanding younger scientists nationally and internationally, while at the same time arranging for continuity and keeping key competencies.
- Continue developing clinical collaborations and improving our translation and innovation activities.
- Continue efforts to develop the precision medicine implementation initiative.
- Continue to develop the advanced cell therapy (ACT) centre.
- Continue to develop the strategy for radiation biology including preclinical research in the new proton therapy centre.
- Develop further core facilities and instrumentation as well as biobanking.

THE HIGHLIGHTS



Major Awards

Institute researchers received 14 prizes and honors in 2023, including King Olav V's Prize for Cancer Research to Åslaug Helland (picture) and Eric K. Fernström's Nordic Prize in Medicine to Harald Stenmark.



International conference organisation

Institute researchers were central in organizing the scientific program of >50 national and international scientific and popular meetings in 2023, including the first international Nordic Precision Cancer Medicine Symposium with 260 participants and 20 world-leading, international speakers and the 20th International Symposium of the Society for Natural Immunity with 465 delegates. (picture)




Major Funding

In 2023 Institute researchers were granted funding for more than 30 new projects (>250 mill NOK, see page 34), a particular highlight was the grant of A Cancer Grand Challenge grant (CRUK/NIH, 25 mill USD) to the MATCHMAKERS team with Johanna Olweus as one of 12 PIs. We also had the opening of the PRIMA CoE, and Mission Cancer project PRIME-ROSE and RadForsk-funded TARACAN were kicked off.


New Core Facility

A new Core Facility for Preclinical Proton Therapy Research was established and will start gearing up in 2024 as the OUH Proton Therapy Centre opens and will treat patients end 2024. The 80-100 ton cyclotron named after Ellen Gleditsch was lifted into the building in October.



ICR Science Day

A project in 2023 has been to talk more about our own science at the ICR. This was the focus in a Group Leader gathering in January, and we have reorganized institute seminars to increase attendance and promote scientific discussion and encouraged journal clubs. The 1st ICR Science Day was organized by a committee from our Postdoc and PhD forum and had more than 240 attendants and >120 posters, a great success that will be repeated.



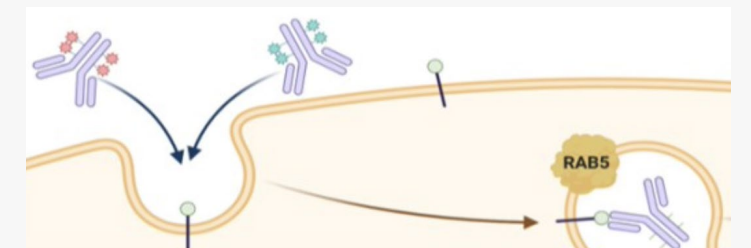
Recognition of our young talents

Youxian Li and Maja Radulovic won "Young Talent Grants" by the Research Council of Norway (Pictures). Among the prizes and honors were also awards to five younger scientists, Kushtrim Kryeziu, Anette Weyergang, Mev Dominguez Valentin, Sigrid S. Skånland and Eirini Giannakopoulou (see page 16).

Translational and clinical research

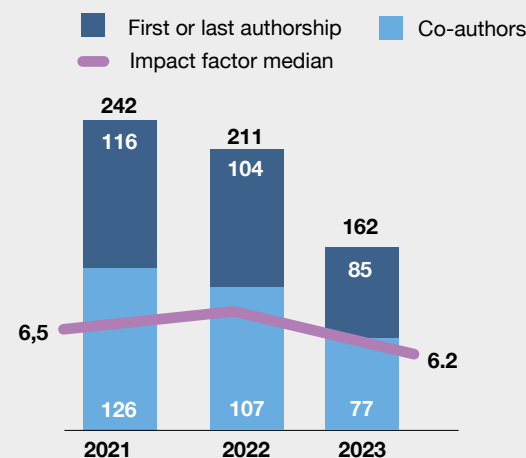
Institute researchers have >100 translational projects, are key in more than 20 ongoing clinical trials (page 43), including the IMPRESS trial now with >1500 patients screened and >350 included in treatment cohorts, and document >25 ongoing innovation projects and >10 industry collaborations. RAB Diagnostics is a new company spun-out in 2023 and gaining momentum.

RAB
DIAGNOSTICS



THE ACHIEVEMENTS

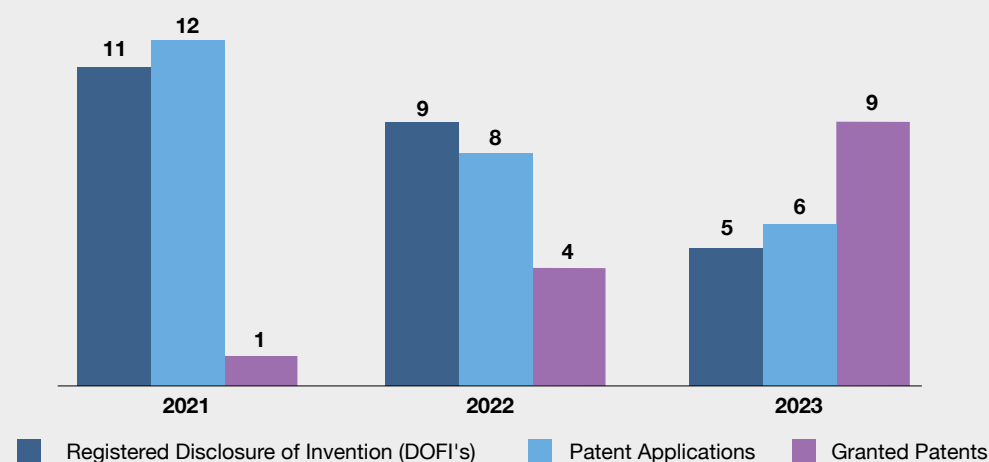
Articles published



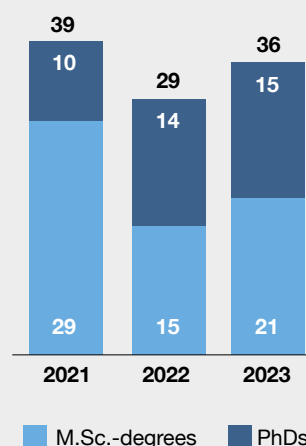
IMPACT FACTOR

	2021	2022	2023
Median	6.5	6.6	6.2
Mean	7.2	7.4	6.5

DOFIs and Patent Applications



Completed PhDs and M.Sc.-degrees

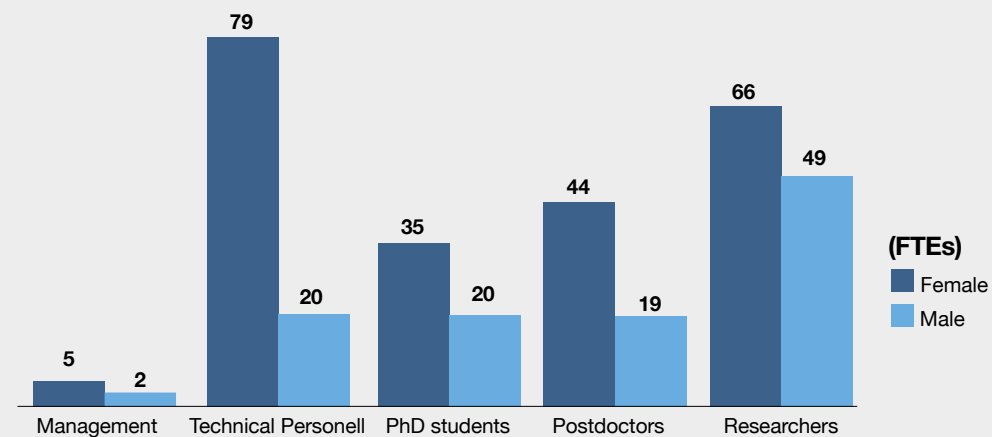


Selected papers with key authors from the Institute:

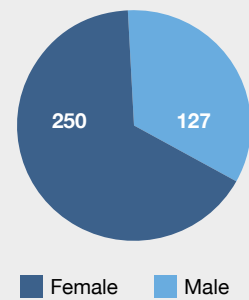
- Giannakopoulou E, Lehander M, Virding Culleton S, Yang W, Li Y, Karpanen T, Yoshizato T, Rustad EH, Nielsen MM, Bollineni RC, Tran TT, Delic-Sarac M, Gjerdingen TJ, Douvlataniotis K, Laos M, Ali M, Hillen A, Mazzi S, Chin DWL, Mehta A, Holm JS, Bentzen AK, Bill M, Griffioen M, Gedde-Dahl T, Lehmann S, Jacobsen SEW, Woll PS, Olweus J (2023)**
A T cell receptor targeting a recurrent driver mutation in FLT3 mediates elimination of primary human acute myeloid leukemia in vivo
Nat Cancer, 4 (10), 1474-1490
Main finding: T cells targeting a driver mutation in the FLT3 tyrosine kinase domain can selectively eliminate human acute myeloid leukemia (AML) cells harboring the mutation, opening for a potentially effective TCR-based cell therapy for AML.
- Kaur N, Carlsson SR, Lystad AH (2023)**
The separate axes of TECPR1 and ATG16L1 in CASM
Autophagy, 20 (1), 214-215
Main finding: Conjugation of autophagy-related protein 8 to single membranes (CASM) is independently facilitated by the components TECPR1 and ATG16L1, bringing new understanding to the CASM process in autophagy.
- Nähse V, Raiborg C, Tan KW, Mork S, Torgersen ML, Wenzel EM, Nager M, Salo VT, Johansen T, Ikonen E, Schink KO, Stenmark H (2023)**
ATPase activity of DFCP1 controls selective autophagy
Nat Commun, 14 (1), 4051
Main finding: The protein DFCP1 plays a crucial role in autophagy, particularly in the release of autophagosomes, that depends on its ATPase activity.
- Chen Y, He L, Ianevski A, Ayuda-Durán P, Potdar S, Saarela J, Miettinen JJ, Kytölä S, Miettinen S, Manninen M, Heckman CA, Enserink JM, Wennerberg K, Aittokallio T (2023)**
Robust scoring of selective drug responses for patient-tailored therapy selection
Nat Protoc, 19 (1), 60-82
Main finding: The development of a computational method for selective drug-sensitivity scoring facilitated the identification of effective and safe treatment options in precision medicine for patients with leukemia.
- Isaksen KT, Galleberg R, Mastroianni MA, Rinde M, Rusten LS, Barzenje D, Ramslien F, Fluge O, Slaaen M, Meyer P, Liestol K, Smeland EB, Lingjærde OC, Holte H, Brodtkorb M (2023)**
The Geriatric Prognostic Index: a clinical prediction model for survival of older diffuse large B-cell lymphoma patients treated with standard immunochemotherapy
Haematologica, 108 (9), 2454-2466
Main finding: The proposed Geriatric Prognostic Index was developed and validated for older patients with diffuse large B-cell lymphoma, demonstrating superior predictive accuracy for 2-year overall survival compared to state-of-the-art approaches.
- Elfmark LA, Wenzel EM, Wang L, Pederesen NM, Stenmark H, Raiborg C (2023)**
Protrudin-mediated ER-endosome contact sites promote phagocytosis
Cell Mol Life Sci, 80 (8), 216
Main finding: Protrudin, a protein resident in the endoplasmic reticulum (ER), mediates ER-endosome contact and facilitates the formation of phagocytic cups, playing a crucial role in phagocytosis.
- Hessvik NP, Sagini K, Romero S, Ramirez-Garrastacho M, Rodriguez M, Tuttunen AEV, Kvalvaag A, Stang E, Brech A, Sandvig K, Llorente A (2023)**
siRNA screening reveals that SNAP29 contributes to exosome release
Cell Mol Life Sci, 80 (7), 177
Main finding: A novel screening method was developed, demonstrating that depletion of proteins involved in membrane fusion, particularly SNAP29, reduced the release of small extracellular vesicles.
- Pust S, Brech A, Wegner CS, Stenmark H, Haglund K (2023)**
Vesicle-mediated transport of ALIX and ESCRT-III to the intercellular bridge during cytokinesis
Cell Mol Life Sci, 80 (8), 235
Main finding: The scaffold protein ALIX and the protein complex ESCRT-III are accumulated at the midbody during mitosis and their transport is facilitated by endosomal vesicles mediated by specific motor proteins.
- Stonyte V, Mastrangelopoulou M, Timmer R, Lindbergsengen L, Vietri M, Campsteijn C, Grallert B (2023)**
The GCN2/eIF2αK stress kinase regulates PP1 to ensure mitotic fidelity
EMBO Rep, 24 (8), e56100
Main finding: The GCN2 kinase, known for its role in protein translation during stress, was found to be a regulator of mitosis by phosphorylating the key factor PP1, suggesting anti-cancer effects of GCN2 inhibitors.
- Holand M, Berg KCG, Eilertsen IA, Bjerkhagen B, Kolberg M, Boye K, Lingjærde OC, Guren TK, Mandahl N, van den Berg E, Palmerini E, Smeland S, Picci P, Mertens F, Sveen A, Lothe RA (2023)**
Transcriptomic subtyping of malignant peripheral nerve sheath tumours highlights immune signatures, genomic profiles, patient survival and therapeutic targets
EBioMedicine, 97, 104829
Main finding: Approximately half of malignant peripheral nerve sheath tumours belong to a subtype associated with an aggressive disease, expressing several potential therapeutic targets, which could open for molecularly-guided intervention trials.
- Lachota M, Zielniok K, Palacios D, Kanaya M, Peena L, Hoel HJ, Wiiger MT, Kveberg L, Hautz W, Zagózdzon R, Malmberg KJ (2023)**
Mapping the chemotactic landscape in NK cells reveals subset-specific synergistic migratory responses to dual chemokine receptor ligation
EBioMedicine, 96, 104811
Main finding: Chemokine stimulation can elicit a synergistic response in natural killer (NK) cells which, combined with the lack of naturally occurring pairs of chemokines-chemokine receptors in human cancers, may provide a basis for engineering next-generation NK cell therapies against malignancies.
- Eek Mariampillai A, Hauge S, Kongsrud K, Syljuåsen RG (2023)**
Immunogenic cell death after combined treatment with radiation and ATR inhibitors is dually regulated by apoptotic caspases
Front Immunol, 14, 1138920
Main finding: ATR kinase inhibition increased the presentation of immunogenic cell death markers in irradiated human cancer cell lines, and this presentation was regulated by caspase activity.
- Longva AS, Berg K, Weyergang A (2023)**
Light-enhanced VEGF₁₂₁/rGel induce immunogenic cell death and increase the antitumor activity of aCTLA4 treatment
Front Immunol, 14, 1278000
Main finding: Immune-checkpoint inhibition may be enhanced by photochemical internalization in combination with the vascular targeting toxin VEGF121/rGel, characterized by a rapid CD8+ mediated tumor eradication in tested mouse tumors.
- Nakken S, Gundersen S, Bernal FLM, Polychronopoulos D, Hovig E, Wesche J (2023)**
Comprehensive interrogation of gene lists from genome-scale cancer screens with OncoEnrichR
Int J Cancer, 153 (10), 1819-1828
Main finding: The developed OncoEnrichR bioinformatics tool simplified and enhanced the interpretation of gene lists from cancer screening experiments by also including diverse cancer-related information such as literature-supported proto-oncogene and tumor suppressor gene annotations and target druggability data.

THE PEOPLE

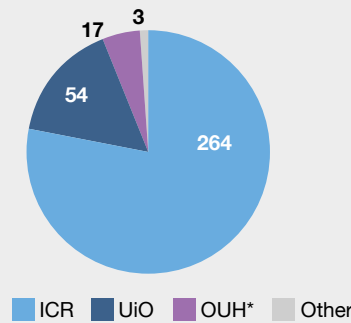
Employees



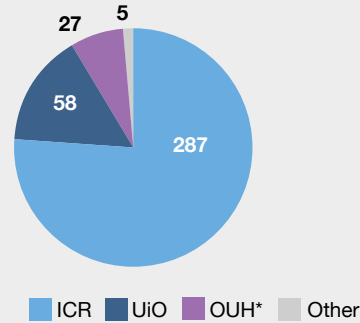
Employees by Gender
(total 377)



FTEs by Employer
(total 339)



Employed by
(total 377)



*other than ICR

Prizes and Honors 2023

- King Olav V's Prize for Cancer Research to Åslaug Helland
- Eric K. Fernström's Nordic Prize in Medicine to Harald Stenmark
- University of Oslo Innovation Prize to Kjetil Taskén
- International Photodynamic Association Lifetime Achievement Award to Kristian Berg
- Oslo University Hospital Early Career Award to Kushtrim Kryeziu
- Vaccibody Innovation Award by SPARK Norway to Anette Weyergang
- Ragnar Mørk's Legacy's Prize for excellent cancer research to Mev Dominguez Valentin
- Institute for Cancer Research "Researcher of the year 2023" to Sigrid S. Skånland
- Finsen Medal by International Union of Photobiology to Kristian Berg
- Young Investigator Prize from Oncology Forum to Eirini Giannakopoulou
- International Photodynamic Association Basic PDT Research Excellence Award to Anette Weyergang
- The Norwegian Society of Immunology Research Prize 2023 was shared between A Røssevold, JA Kyte a.o. (Nat Medicine 2022 paper), and E. Giannakopoulou and the Olweus team (Nat Cancer 2023 publication)
- Institute for Cancer Research "Employee of the year 2023" to Jorge Gomes
- Oslo University Hospital "Excellent article" prize to Yanping Yin and Sigrid Skånland (Clin Cancer Res, 28, 4444-4455)

Completed PhDs 2023

Lilli Theres Eilertsen Bay

Radiation Biology

Interplay between the transcription machinery and the responses to DNA damage and replication stress

Janna Berg

Cancer Genetics

Pulmonary function and serum biomarkers in patients with non-small cell lung cancer, radiation pneumonitis and chronic obstructive lung disease

Mari Bogaard

*Molecular Oncology/Pathology**

On the hunt for improved biomarkers in primary prostate cancer – combining morphological features and molecular changes

Inger Johanne Zwicky Eide

Cancer Genetics

Novel EGFR-directed therapy - a clinical study

Espen Basmo Ellingsen

Tumor Biology

Telomerase-based therapeutic vaccination and checkpoint inhibition: Characterization of the induced immune response and impact on the tumor microenvironment

Ingrid Jenny Guldvik

Tumor Biology

LRG1 as a non-invasive biomarker for improved precision in prostate cancer assessment

Tobias Hauge

*Molecular Oncology/GI-Surgery**

Esophageal Cancer and Barrett's Esophagus Targeted molecular profiling and long-term outcome following minimally invasive esophagectomy and endoscopic treatment

Eirik Høye

Tumor Biology

Computational Approaches in Colorectal Cancer Metastasis

Kathrine Thuestad Isaksen

Cancer Immunology

Age-related and molecular predictive markers in diffuse large B-cell lymphoma

Inger Marie Bowitz Lothe

Cancer Genetics

Pancreatic and Periampullary Adenocarcinomas: A Clinical, Histopathological and Molecular Study

Adrian Eek Mariampillai

Radiation Biology

Assessment of immunogenic signalling from cancer cells after irradiation and ATR inhibition

Seyed Hossein Moosavi

Molecular Oncology

Clinical implications of transcriptomic and pharmacological tumor heterogeneity of metastatic colorectal cancers

Lisa Svartdal Norman

Tumor Biology

HER2-Positive Breast Cancer and Drug Response in Pre-Clinical Models

Unn Beate Salberg

Radiation Biology

Biopsy- and imaging-based biomarkers in prostate cancer

Vilde Yuli Stenberg

Radiation Biology

A novel ²¹²Pb-labelled PSMA-targeting ligand for alpha therapy of metastatic prostate cancer

*Co-hosted

THE PEOPLE

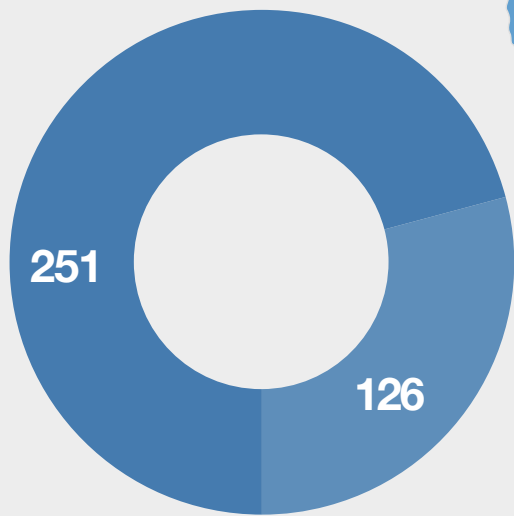
International Staff Distribution

126

people in total from outside Norway

37

nations are represented



■ Norwegian: 251 (67%)*
■ International: 126 (33%)
*Including naturalised foreigners

01
Countries represented by one person

- Bosnia and Herzegovina
- Colombia
- Croatia
- Czech Republic
- Egypt
- Latvia
- Morocco
- Peru
- Portugal
- Serbia
- Slovakia
- South Africa
- Switzerland

02
People

- Chile
- Denmark
- Lebanon
- Nepal
- Netherlands
- Pakistan
- Poland
- Russia

03
People

- Austria
- Finland
- USA

04
People

- Australia
- Great Britain
- Hungary
- Iran

05
People

- Greece

06
People

- France
- Lithuania

07
People

- Spain

08
People

- India
- Sweden

10
People

- Italy


11
People

- China
- Germany

DEPARTMENT OF CANCER GENETICS



“Our mission is to improve the lives of cancer patients through scientific advances in precision oncology”.



Gry Aarum Geitvik, Elin Kure, Tero Aittokallio, Hege E. G. Russnes, Vilde Drageset Haakensen, Therese Sørlie, Thomas Fleischer, Åslaug Helland

Head of Department: Therese Sørlie / Employees: 55

Breast Tumor Evolution Therese Sørlie	Computational Systems Medicine in Cancer Tero Aittokallio Epigenomics of Breast Cancer Thomas Fleischer	Lab Technology Gry Aarum Geitvik	Translational Studies on Solid Tumors Åslaug Helland Therapy Prediction in Lung Cancer Vilde Drageset Haakensen Translational Research in Pancreatic and Colorectal Cancers Elin Kure	Molecular Biology of Breast Cancer Hege Russnes
--	--	--	---	---

- We published 33 scientific articles in 2023
- King Olav V's Cancer Research Award to Å. Helland
- Three PhD and three Master degrees awarded
- Six new research grants obtained (Helland, Aittokallio, Rye, Rakae, Sørlie)
- By the end of 2023, >1500 patients have been included in IMPRESS-Norway
- First survival data from the NIPU-trial presented as an oral late-breaking abstract at ESMO 2023
- First data from the EMIT-EBC trial presented as a poster at ESMO Breast Cancer 2023
- Results from G-definer presented with a poster at ASCO 2023
- PCM4EU started up, represented with two WP-leaders from Cancer Genetics
- PRIME-ROSE was initiated in the of summer 2023, with WP-leader from the department and participation from IMPRESS-Norway
- We biobanked > 12000 biological samples from cancer patients (tissue, PMBC, single cells)

DEPARTMENT OF CANCER IMMUNOLOGY

“Our goal is to improve cancer diagnostics and therapy through cutting edge research on tumor immunology and lymphocyte biology”



June H. Myklebust, Karl-Johan Malmberg, Kjetil Taskén, Johanna Olweus, Jon Amund Kyte, Mouldy Sioud, Sigrid Skånland

Head of Department: Johanna Olweus / Employees: 70

Experimental Immunotherapy
Johanna Olweus

Immuno-therapy against solid cancers
Jon Amund Kyte

NK Cell Biology and Cell Therapy
Karl-Johan Malmberg

Lymphoma Biology
June H. Myklebust

Immuno-modulation and Targeted Therapies
Mouldy Sioud

Cell Signaling and Immune Regulation
Kjetil Taskén


Functional Precision Medicine for Haematological Cancers
Sigrid Skånland

- Malmberg (Co-director), Olweus (Co-director) and Myklebust (Partner) launched their new Centre of Excellence: Precision Immunotherapy Alliance, PRIMA.
- Malmberg group organized the 20th International Symposium of the Society for Natural Immunity with 465 delegates at Holmenkollen Park Hotel.
- K. Taskén awarded the Innovation prize 2023 by the University of Oslo for his work to establish a national initiative for precision medicine in cancer.
- E. Giannakopoulou first and Olweus senior author (total 13 co-authors from the group) on Nat Cancer article: A TCR that mediates elimination of acute myeloid leukemia in vivo by targeting of a shared driver mutation. Commentary in Nat Cancer.
- CB. Steen (Myklebust group) shared first author on Nat Biotechnol article, describing CytoSPACE for single-cell deconvolution of spatial expression profiles.
- “Scientist of the Year” awarded by the Institute for Cancer Research to Sigrid Skånland, “Young scientist prize” awarded by the Norwegian Oncology Forum to Eirini Giannakopoulou, and “Young Talent” grant awarded to Youxian Li from the Research Council of Norway.
- The Norwegian Society of Immunology Research Prize 2023 was shared between A Røssevold, JA Kyte and the study team for their publication in Nat Medicine Dec 2022 (ALICE-trial), and E. Giannakopoulou and the Olweus team for their Nat Cancer 2023 publication (described above).
- The Skånland/Taskén group optimized and validated a drug sensitivity screening method for CLL and this method is now used in a cohort in the IMPRESS-Norway trial (two publications in Cell Death Different. 2023).
- Scientists at DCI published 33 articles with 19 as first/senior author with a median impact factor of 6.6.

DEPARTMENT OF MOLECULAR CELL BIOLOGY



“Uncovering
the cellular
basis of cancer
development”



Project Leaders: Alicia Llorente, Marina Vietri, Camilla Raiborg, Kaisa Haglund, Andreas Brech, Tore-Geir Iversen, Antoni Wiedlocha. Absent: Alf Håkon Lystad


Group Leaders: Anne Simonsen, Harald Stenmark, Jorrit Enserink, Tor Erik Rusten

Head of Department: Harald A. Stenmark / **Employees:** 88

<p>Cellular Membrane Dynamics Harald A. Stenmark</p> <p>Unit of Cellular Electron Microscopy Andreas Brech</p> <p>Cytokinesis in Development and Carcinogenesis Kaisa Haglund</p> <p>Nanoparticles in Biomedicine: In Vitro Studies Tore-Geir Iversen</p> <p>Exosomes and Prostate Cancer Alicia Martinez Llorente</p> <p>Autophagy and Related Pathways Alf Håkon Lystad</p> <p>Protein Dynamics in Tumor Suppressor Pathways Camilla Raiborg</p> <p>Membrane Dynamics in Tumorigenesis Marina Vietri</p> <p>Protein Internalisation and Signaling Antoni Wiedlocha</p>	<p>Cancer Molecular Medicine Jorrit Enserink</p>	<p>Tumor-Host Biology Tor Erik Rusten</p>	<p>Autophagy Anne Simonsen</p>
<ul style="list-style-type: none"> ■ MCB welcomes the department’s new group leader, Anne Simonsen, an internationally leading expert on autophagy, who started in June 2023. ■ MCB scientists published 43 papers in 2023, 21 of these as first or last authors. The mean and median impact factors of published articles were 9.3. 	<ul style="list-style-type: none"> ■ MCB scientists were first/last authors of papers published in leading journals such as Nature Communications, PNAS, Cell Research, EMBO Journal, and Autophagy. ■ Harald Stenmark received a Researcher Grant and Marina Vietri a Pioneer Grant from the Cancer Society. ■ Anne Simonsen and Harald Stenmark received Open Project Grants from Helse Sør-Øst. ■ Maja Radulovic received a Young Talents Grant from the Research Council. ■ Harald Stenmark received Eric K. Fernström’s Nordic Prize in Medicine. 		

DEPARTMENT OF MOLECULAR ONCOLOGY

“Biological discoveries for improved precision cancer medicine”




Ragnhild A. Lothe, Edward Leithe, Guro E. Lind, Anita Sveen, Kushtrim Kryeziu, Rolf I. Skotheim, Bjarne Johannessen

Head of Department: Ragnhild A. Lothe / Employees: 37


Genetics Ragnhild A. Lothe	Epigenetics Guro E. Lind	Genome Biology Rolf I. Skotheim
Functional Oncology Kushtrim Kryeziu		Cancer Informatics Bjarne Johannessen
Cell Signalling Edward Leithe		
Computational Oncology Anita Sveen		

- We run EVIDENT (ex vivo drug sensitivity testing), a prospective intervention study of tumor organoid-guided treatment of metastatic colorectal cancer. > 50 patients have been included and pre-screened by drug sensitivity testing of personal tumor organoid models.
- We finalized patient inclusion in a national surveillance study of bladder cancer recurrence (n=600 patients). Each patient is monitored with urine samples and the BladMetrix methylation test for 2 years (total n= 7000 samples).
- Kushtrim Kryeziu received the Early Career Award from Oslo University Hospital.
- Five department members successfully defended their academic degrees (3 PhD and 2 MSc).
- Lothe was member of the organizing committee of the EACR-OECI Molecular Pathology Approach to Cancer, Bergamo, Italy.
- Invited presentations at the EACR-OECI Molecular Pathology Approach to Cancer (Bergamo, ITA), Nordic Precision Cancer Medicine Symposium (Oslo), NextGen Omics (Oxford, UK), Danish Comprehensive Cancer Centre (Odense, DEN), and key note speaker at International Colloquium on Gap Junctions and Cancer (Sao Paulo, BRA).
- We published nine research articles (eight with first and last authors) indexed on PubMed, including a European multicenter study of the rare cancer type malignant peripheral nerve sheath tumor (Høland et al., eBioMedicine, 2023). We found that half belong to an “immune deficient” transcriptomic subtype associated with an aggressive disease course and expression of several potential therapeutic targets.

DEPARTMENT OF RADIATION BIOLOGY



Our vision is to understand responses to ionizing and non-ionizing radiation on the molecular, cellular, and physiological levels, and utilize this knowledge to improve cancer outcomes with new biomarkers, therapies, and technologies.



Asta Juzeniene, Eirik Malinen, Pål Kristian Selbo, Kristian Berg, Heidi Lyng, Randi Syljuåsen.
Absent: Theodossis A. Theodossiou, Beata Grallert, Anette Weyergang


Head of Department: Eirik Malinen / Employees: 50				
Preclinical and translational proton therapy Eirik Malinen	Photochemical Internalization Kristian Berg	Targeted Alpha Therapy Asta Juzeniene	Clinical Radiation Biology Heidi Lyng	Radiation Biology and DNA Damage Signaling Randi Syljuåsen
Protonics Theodossis A. Theodossiou	Light-Controlled Delivery of Cancer Immunotherapeutics Pål Kristian Selbo			Regulation of Translation in Cell Cycle and Stress Beata Grallert
	Recombinant Light Activated Therapeutics Anette Weyergang			

- Eirik Malinen was appointed as the new Head of the Department with a focus on experimental proton therapy and started in August 2023.
- 4 PhDs and 9 MScs supervised by group- or project leaders at our department successfully defended their thesis.
- Two grants from the Norwegian Cancer Society (Grallert, Lyng), two postdoc grants from South-Eastern Norway Regional Health Authority (Lyng, Malinen), and one infrastructure grant from Simon Fougner Hartmanns Familiefond (Malinen and Lyng).
- Establishment of the company Rab Diagnostics, aiming to develop a technological platform to predict the response of targeted cancer therapy (Weyergang).
- Partner in EIC pathfinder project NuCapCure on Development of innovative proton and neutron therapies with high cancer specificity (Theodossiou).
- Arrangement of the International Wolfsberg Meeting on Molecular Radiation Biology/Oncology in Oslo (Syljuåsen and Lyng).
- Pål K Selbo elected as President-elect of the European Society for Photobiology.
- The Vaccibody Innovation Award and the IPA Basic PDT Research Excellence Award to Anette Weyergang and the IPA Lifetime Achievement Award to Kristian Berg.

DEPARTMENT OF TUMOR BIOLOGY



“Preclinical and clinical efforts towards precision oncology”



Eivind Hovig, Karianne Giller Fleten, Nikolai Engedal, Jørgen Wesche, Mads H. Haugen, Alfonso Urbanucci, Gunhild M. Mælandsmo, Lina Prasmickaite, Ellen M. Haugsten, Mev Dominguez-Valentin, Kjersti Flatmark.
Absent: Kristin A. Taskén, Leonardo A. Meza-Zepeda

Head of Department Gunhild M. Mælandsmo / Employees: 54

Metastasis Biology and Experimental Therapeutics Gunhild M. Mælandsmo	Translational Cancer Therapy Kjersti Flatmark	Computational Cancer Genomics Eivind Hovig	Molecular Biology of Sarcomas Jørgen Wesche
Molecular Precision Medicine in Breast Cancer Mads H. Haugen	Experimental Treatment of Peritoneal Metastasis Karianne Giller Fleten	Inherited and Familial Cancer Mev Dominguez-Valentin *2024	Cancer Cell Migration, Invasion and Metastasis Ellen M. Haugsten
Tumor-Stroma Interactions in Metastasis and Therapy Lina Prasmickaite		Autophagy in Cancer Nikolai Engedal	Translational Genomics Leonardo A. Meza-Zepeda
Urological Molecular Biology Kristin A. Taskén		Genomic Regulation for Precision Cancer Medicine Alfonso Urbanucci	

- Four project leaders obtained major funding from the Cancer Society and the Regional Health Authority for South- Eastern Norway;
 - Single-cell sequencing in prostate cancer (to Urbanucci)
 - Autophagy in prostate cancer (to Engedal)
 - Spatial proteomics in breast cancer (to Haugen)
 - Improving stratification and treatment of gastrointestinal stromal tumors (to Meza-Zepeda)
- Clinical feasibility study to evaluate beta-blocker use in prostate cancer surgery: inclusion completed.
- New collaborative EU-funded project on peritoneal metastases funded.
- Tumor biology scientists published 40 papers of which half as first or last author, 4 PhDs and 3 MSc degrees.

DEPARTMENT OF CORE FACILITIES



Ellen Skarpen, Idun Dale Rein, Leonardo A. Meza-Zepeda, Susanne Lorenz

Head of Department: Leonardo A. Meza-Zepeda / Employees: 16

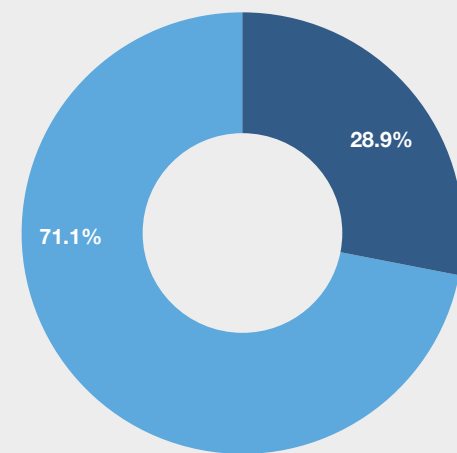
Preclinical Proton Therapy and Imaging Tord Hompland (from March 2024)	Genomics and Bioinformatics Susanne Lorenz	Flow Cytometry Idun Dale Rein	Advanced Light and Electron Microscopies Ellen Skarpen
---	--	---	--

- The Advanced Light Microscopy Facility has successfully implemented a new spinning disk microscope for gentle 3D imaging.
- The Advanced Electron Microscopy Facility has implemented new software packages for high-throughput image acquisition and improved 3D modelling.
- The Bioinformatics Core Facility has built competence and services for proteomics data analysis.
- The Flow Cytometry Facility has implemented Full-spectrum Flow Cytometry with two new instruments: a 5-laser Analyzer and a 3-laser Cell Sorter, both Cytex Aurora.
- The Genomics Facility has installed new Hamilton NGS Star liquid handling robots, enabling higher throughput for genomics and transcriptomics workflows.
- The Genomics Facility has expanded single-cell and spatial services to perform multi-omics analysis, integrating different levels of epigenomic, transcriptomics and protein data.
- A new Unit for Preclinical Proton Therapy and Imaging was established at the Department.

THE FUNDING

In 2023, institute researchers received more than 250 million NOK in incoming new grants starting 2024. This includes:

- Nine new grants from the Cancer Society
- Eleven new research grants and two innovation grants from the Regional Health Authority for South Eastern Norway
- Young Talent grants from the Research Council of Norway to Youxian Li and Maja Radulovic
- A Cancer Grand Challenge grant (CRUK/NIH) to the MATCHMAKERS project consortium to decipher the T-cell receptor cancer-recognition code (Norwegian PI Johanna Olweus)
- Major funding from the Swedish Cancer Society to Kalle Malmberg to carry out a Phase I/II cell therapy trial with adaptive NK cells against acute myeloid leukemia (AML) as a collaboration between OUH (including ACT) and Karolinska University Hospital.
- European Innovation Council (EIC) Pathfinder project NuCapCure on Development of innovative proton and neutron therapies with high cancer specificity with Theo Theodossiou as PI.

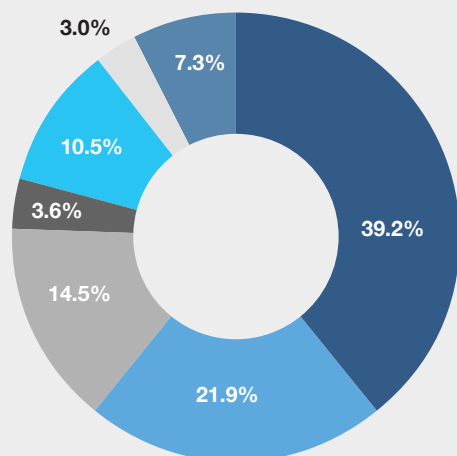


Funding in 2023

Percent

Actual Institute expenditure for 2023 by internal and external funding sources (total 388,7 MNOK = approx. 34,1 M€)

- Internal funding
- External funding



External funding by source

Percent

Sources of external competitive funding for 2023, based on actual expenditure (total 276,3 MNOK= approx. 24,2 M€)

- South-Eastern Norway Regional Health Authority
- The Research Council of Norway
- The Norwegian Cancer Society
- University of Oslo
- EU
- Other international sources
- Other private sources

THE CENTRES



“Precision cancer medicine for hard-to-treat cancers”



“Reprogramming of cancer”

MATRIX – Norwegian Centre for Clinical Cancer Research

Headed by Director Åslaug Helland, Co-Director Stein Kaasa
Hosted by OUH, Division of Cancer Medicine / ICR



- MATRIX has an overall ambition to extend the lives and improve the quality of life of Norwegian patients with hard-to-treat cancers, and the Centre has altogether 17 partners and study sites across Norway and the first six MATRIX-sponsored trials have started/are starting.
- MATRIX develops next-generation precision diagnostics and treatment as well as new, digital cancer care tools that secure treatment and follow-up tailored to the individual patient. The Centre is intimately linked to activities at the ICR.
- In September, MATRIX organized the first international Nordic Precision Cancer Medicine Symposium with 260 participants and 20 world-leading, international speakers together with ACTA Oncologica and Oslo University Hospital.
- MATRIX and partner OsloMet have established a new master course: Introduction to Clinical Studies for Healthcare Personnel (MAVIT5800).
- MATRIX, in addition to a broad national network, has many international collaborations and is heavily involved in three ongoing EU projects: MyPath, PCM4EU and PRIME-ROSE.



Centre for Cancer Cell Reprogramming (CanCell)

Headed by Director Harald Stenmark, Co-Director Anne Simonsen.
Hosted by Institute of Clinical Medicine, UiO



- New mechanism for detection of sphingomyelin exposure on membranes in non-canonical autophagy (Kaur et al., *EMBO Journal*).
- New web-based tool for identification of cancer-relevant proteins and genes, oncoEnrichR (Nakken et al., *International Journal of Cancer*).
- Identification of ATPase-regulated autophagosome formation (Nähse et al., *Nature Communications*).
- New tool for design and analyses of drug combinations, screenwerk (Hanes et al., *Bioinformatics*).
- Identification of simaphagy – autophagy of hypersignalling endosomes (Migliano et al., *Autophagy*).

THE CENTRES

“PRIMA will develop the next generation of precision immunotherapy”



Precision Immunotherapy Alliance (PRIMA)

Headed by K.J. Malmberg and J. Olweus.
Hosted by Institute of Clinical Medicine, UiO



Precision
Immunotherapy
Alliance

- Hosted an inaugural retreat and established interdisciplinary Task Forces (Target Discovery, Spatial Biology, CRISPR Editing) with members from various teams to tackle key challenges in cancer research through collaborative efforts.
- The Olweus team published an article in Nature Cancer on the discovery of a TCR that eliminates acute myeloid leukemia in vivo. Commentary in Nature Cancer. First author Eirini Giannakopoulou awarded: “Young Scientist Prize” by the Norwegian Oncology Forum and the article prize 2023 by the Norwegian Society for Immunology.
- Organized monthly breakfast meetings, sponsored keynote address by Professor Lewis Lanier, and hosted Professor Dr. Özlem Türeci, presenting advances in CAR-T cell therapy and mRNA vaccine technology.

Center for Advanced Cell and Gene Therapy (ACT)

Headed by Anna Pasetto.
Hosted by Section for Cell Therapy, Dept. of Oncology, OUH, Co-hosted by the ICR

- Completed hiring of ACT staff and acquisition of key equipment
- Completed administrative and financial set-up and launched a transparent review and fee-for-service model
- Supported 3 academic projects in pre-GMP process development
- Supported 4 academic projects in GMP manufacturing and tech transfer for 1 commercial project
- Formulated a roadmap for the creation of an extended national infrastructure: ATMP Norway and connected with major ATMP initiatives across the Nordic region




“Bringing best in class cell therapy to Norwegian patients”

K.G. Jebsen Centre for B-cell Malignancies

Headed by Ludvig A. Munthe and June H. Myklebust.
Hosted by Institute of Clinical Medicine, UiO

- Leading position in Norway for B-cell malignancies clinical studies, with increasing number of trials testing immunotherapy with CAR T cells and bispecific antibodies
- Participation in studies that change clinical practice: Chemotherapy de-escalation and reduced use of radiotherapy in young patients (Lancet Oncol, J Clin Oncol)
- Strong focus on ex-vivo drug sensitivity testing and precision cancer medicine: First patient enrolled in IMPRESS-Norway cohort for CLL patients.



“From basic research and preclinical studies to precision medicine for B-cell malignancies”


THE CENTRES

STRATEGIC RESEARCH AREA FOR OSLO UNIVERSITY HOSPITAL

Strategic Research Area in Cell and Gene Therapy (StratCell)

Headed by K. J. Malmberg, A. Pasetto and J-A. Kyte.

- Science: Advanced TCR-T, CAR-T and NK cell programs both in terms of identifying novel therapeutic concepts and transferring these into clinical GMP protocols.
- Strategic: Worked with the ACT center to establish the foundation for ATMP Norway, a national infrastructure for cell and gene therapy.
- Resources: Clinical trial funding obtained for individual projects and for a new Centre of Excellence in Precision Immunotherapy PRIMA.




“Fast-tracking clinical implementation of new innovative strategies for gene-editing of cytotoxic lymphocytes”

STRATEGIC RESEARCH AREA FOR OSLO UNIVERSITY HOSPITAL


TEAM-ACT: Tumor Evolution in Advanced Models to Accelerate precision Cancer Therapy

Headed by Ragnhild A. Lothe and Anita Sveen

- We have included 300 tumor organoids and 150 patients in our living biobank of metastatic colorectal cancer (>1 metastatic lesion from 65% of the patients). Integrated pharmacogenomics of a custom drug library and gene expression and mutation profiles are ongoing.
- Prognostic molecular markers for patients treated by liver transplantation for metastatic colorectal cancer were identified. Comparisons with patients treated by liver resection indicated that the strong survival benefit from liver transplantation is not attributed to selection of favorable molecular risk profiles.
- Transcriptomics of multiregional tumor samples identify the potential for a molecular classification of colorectal cancer that is prognostic and less vulnerable to tumor heterogeneity.



“New treatment strategies of colorectal cancer”



THE CLINIC

The ICR as a gravity point in Oslo University Hospital Comprehensive Cancer Centre



Oslo University Hospital aims to be a leading cancer centre in Europe. The Institute for Cancer Research (ICR) is a competence hub with many world-leading research groups and environments, and its research is a cornerstone in our OECD-accredited Comprehensive Cancer Centre (CCC, accredited 2017, re-accredited 2023). The ICR function as a competence hub has been important in populating prioritized development areas in our CCC, such as the national precision cancer medicine initiative, our cell-gene therapy program, and the pre-clinical proton therapy unit. The importance of the CCC structure and integration of research and care is more recognized than ever within the EU for quality of cancer care, and access to a CCC or CCC network should be offered to all cancer patients in Europe by 2030. The Institute is situated near clinical cancer departments and diagnostic laboratories at the Radium Hospital campus, with Oslo Cancer Cluster and the Cancer Registry of Norway as neighbours. This proximity has been vital for our strong track record in translation and innovation. The fast-approaching opening of the new clinical building and the proton centre at the Radium Hospital will strengthen and potentiate this unique concept.

More patients in clinical trials is an expressed aim for the CCC, and many investigator-initiated clinical trials have been developed in close collaboration between researchers at ICR and clinical research groups at all locations of Oslo University Hospital. The tight

connection among research groups at ICR and clinicians and diagnosticians at Oslo University Hospital is a crucial factor in instigating and improving investigator-initiated clinical trials by delivering new methodologies for patient stratification and including high-quality translational research connected to trials (see list of more than 20 trials, including the IMPRESS-Norway trial). The Institute has, for the last few years, been able to reach out to more cancer groups, and today, we cover all the common cancers together.

The extensive international collaboration involving researchers at ICR is also an essential asset for the CCC. In the integrated organization of cancer-related activities, the ICR will be a gravity point in the further development of Oslo University Hospital as a leading cancer centre in Europe and to meet the ambitions and opportunities given by the strong focus on cancer in Europe by both the Cancer Mission and Europe's Beating Cancer Plan

Sigbjørn Smeland
Head of Division of Cancer Medicine
Chair, OUH CCC Board

Translation and Innovation at the ICR

ICR aims to strengthen our innovation, translational research as well as collaboration, coordination and cohesion with clinical and diagnostic environments in OUH CCC. We have a Translational Research and Innovation Committee (TRIC) consisting of the head of each division that meets every month to review ongoing innovations and/or translational research projects from each division.

We have also initiated a series of symposia where we invite key researchers in clinical and diagnostic

departments to open discussions on how we can interact more and improve cancer research.

The ICR is the institute that delivers the most DOIs and patent applications across OUH and UiO according to our technology transfer office, Inven2. The TRIC reviews approximately 20 translation and innovation projects annually and a number of other projects are developing. The aims for TRIC are for the leadership to keep focus on this important aspect of ICR operations, for projects to get

good discussions and feedback, and importantly to identify bottlenecks and find and mobilize competencies in our organization that can help address those.

ICR translation and innovation are funded and developed through collaborations with the UiO Growth House, the UiO/OUH SPARK programme, Inven2, and the RadForsk Investment fund, with HSE and RCN innovation grants and in collaboration with investors and industry partners.

Clinical intervention trials where Institute researchers play a prominent part

- **ALICE:** Atezolizumab Combined With Immunogenic Chemotherapy in Patients With Metastatic Triple-negative Breast Cancer
ClinicalTrials.gov: #NCT03164993
PI: Jon Amund Kyte
Partner labs: Jon Amund Kyte, Hege Russnes
- **ASAC** - Aspirin as secondary prevention in colorectal cancer liver metastasis (www.asac.no)
ClinicalTrials.gov: #NCT03326791
PIs: Sheraz Yaqub and Kjetil Taskén
- **BM7-PE** - A Phase I/II Study with BM7PE Immunotoxin in Colorectal Cancer Patients
ClinicalTrials.gov: #NCT 04550897
PI: Geir Olav Hjortland
Partner: Kjersti Flatmark
- **BladMetrix** - Urine-based surveillance study of bladder cancer recurrence
PI: Guro E. Lind.
Clinical manager: Rolf Wahlqvist
- **COMIT-1** Combinatory ImmunoTherapy-1
ClinicalTrials.gov: #NCT03644823
PI: Åslaug Helland
Partner lab.: Åslaug Helland
- **COMIT-2** Immunotherapy combined with extensive radiotherapy for the treatment of stage IV non-small cell lung cancer
EudraCT: #2021-003266
PI: Vilde Haakensen
Partners: Tarje Halvorsen, Bjørn Henning Grønberg, Kirill Neumann, Sigve Andersen
- **DART** – Durvalumab after chemo-radiotherapy for NSCLC (multinational phase II trial)
ClinicalTrials.gov: #NCT04392505
PI: Åslaug Helland
Partner lab.: Åslaug Helland
- **EVIDENT** – Ex vivo drug sensitivity testing in metastatic colorectal cancer.
ClinicalTrials.gov: #NCT05725200
PI: Tormod K. Guren
Partner lab.: Ragnhild A. Lothe
- **IMPRESS-Iosartan** - Imaging perfusion restrictions from extracellular solid stress.
EudraCT: #2018-003229-27
PI: Petter Brandal
Partner labs: Kyrre Eeg Emblem, Åslaug Helland/Vilde D Haakensen
- **IMPRESS-Norway** – Improving public cancer care by implementing precision medicine in Norway
ClinicalTrials.gov: #NCT04817956;
https://impressnorway.no/en
Institute participants:
National PI: Åslaug Helland
Trial Management Committee: Hege Russnes, Kjetil Taskén, Jon Amund Kyte; Trial Steering Committee: Eivind Hovig, Leonardo Meza-Zepeda, Ragnhild Lothe plus TMC members; Coordinator: Kajsa Johansson
- **LD-VenEx** - Phase II "feasibility" study of azacitidine in combination with low dose venetoclax in patients with acute myeloid leukemia
EudraCT: #2020-005461-14
PI: The Nordic AML Group
Partner lab.: Jorrit Enserink
- **METIMMOX-2:** Metastatic pMMR/ MSS Colorectal Cancer - Shaping Anti-Tumor Immunity by Oxaliplatin
ClinicalTrials.gov: #NCT05504252
PI: Anne Hansen Ree
Partner lab.: Kjersti Flatmark
- **METOXY-LACC** - Altered Tumor Oxygenation by Metformin, a Potential Step in Overcoming Radiotherapy Resistance in Locally Advanced Cervical Cancer (LACC)
ClinicalTrials.gov: #NCT04275713
PI: Kjersti Bruheim
Partner lab.: Heidi Lyng
- **MITRIC** - Microbiota Transplant to Cancer Patients Who Have Failed Immunotherapy Using Faeces From Clinical Responders
ClinicalTrials.gov: #NCT05286294
PI: Jon Amund Kyte
Partner lab.: Jon Amund Kyte
- **NAPEER** - NeoAdjuvant PErsonalized therapy in Estrogen Receptor positive (+) breast cancer
EudraCT: #2021-005850-27
PI: Olav Engebråten
Partner lab.: Mads H. Haugen / Gunhild M. Mælandsmo
- **NIPEC-OXA;** Normothermic Intraperitoneal Chemotherapy - Long Term in Peritoneal Metastases from Colorectal Cancer
ClinicalTrials.gov: #NCT05056389
PI: Mariusz Goscinski
Partner lab.: Kjersti Flatmark
- **NIPU** – Nivolumab and ipilimumab +/- UV1 vaccine in second line treatment of mesotheliomas
ClinicalTrials.gov: #NCT04300244
PI: Åslaug Helland
Partner lab.: Vilde Haakensen
- **NorPACT-1/2** - Neo-adjuvant chemotherapy for pancreatic cancer
ClinicalTrials.gov: #NCT02919787
PI: Knut Jørgen Labori
Partner lab.: Elin Kure
- **PERELI** – PEmigatinib and RETifanlimab in advanced dedifferentiated Liposarcoma
CTIS: #2022-501993-21-00
PI: Kjetil Boye
Partner lab.: Jørgen Wesche
- **Perioperative Propranolol** in Robotic Assisted Laparoscopic Prostatectomy - A Pilot Study
EudraCT: #2022-001184-28
PI: Shivanthe Sivanesan
Partner labs: Kristin A. Taskén/ Gunhild M. Mælandsmo
- **Sequential neoadjuvant ifosfamide and doxorubicin** in localized high-grade soft tissue sarcoma of extremities and trunk wall
ClinicalTrials.gov: #NCT04776525
PI: Kjetil Boye
Partner lab.: Jørgen Wesche

THE INTERNATIONAL NETWORK

ICR members report collaborations with researchers at 167 institutions in 32 countries world-wide

AUSTRALIA

- Kinghorn Cancer Centre, Sydney
- Monash University, Melbourne

AUSTRIA

- Institute of Pathophysiology Biocenter, Innsbruck Medical University, Innsbruck
- Medical University of Vienna, Vienna

BELGIUM

- Catholic University of Brussels, Brussels
- Ghent University, Ghent
- Katholieke University Leuven, Leuven
- Universiteit Hasselt, Genk
- UZ Leuven, Leuven

CANADA

- McGill University, Montreal
- Princess Margaret Hospital, Toronto
- University of Ottawa, Ottawa

CROATIA

- Centre of Oncology, Split
- University of Zagreb, Zagreb

CZECH REPUBLIC

- Charles University, Prague
- Institute of Experimental Biology, Masaryk University, Brno
- National Institute of Public Health, Prague

DENMARK

- Aalborg University Hospital, Aalborg
- Aarhus University Hospital, Aarhus
- Copenhagen University Hospital, Copenhagen
- University of Copenhagen, Copenhagen
- University of Southern Denmark, Odense

ESTONIA

- Hematology and Oncology Clinic, Tartu

FINLAND

- Biomedicum Helsinki, University of Helsinki and Helsinki University Hospital, Helsinki
- Finnish Institute of Molecular Medicine, Nordic EMBL partnership, Helsinki
- Pharmatest Services Ltd, Turku
- Tampere University of Technology, Tampere
- The Southern Finland Regional Cancer Center
- Zora Oy, Espoo

FRANCE

- Centre Léon Bérard, Lyon
- Centre National de Génotypage, Paris
- EurOPDX - European Consortium on Patient-derived Xenografts, Paris
- Institut Gustave Roussy, Paris
- Institut National de la Sante et de la Recherche Medicale, Paris
- Institute Curie, Paris
- Institute of Systems and Synthetic Biology Genopole, UEVE, CNRS, Evry
- International Agency for Research on Cancer (IARC), Lyon
- Université de Lorraine, Nancy
- Université Lyon, Villeurbanne
- Université Paris-Sûd, Orsay

GERMANY

- EMBL, Heidelberg
- Heidelberg University Hospital, Heidelberg
- Jacobs University, Bremen
- University of Bayreuth, Bayreuth
- University of Bochum, Bochum
- University of Cologne, Cologne
- University of Freiburg, Freiburg
- University of Heidelberg, Heidelberg
- University of Mainz, Mainz
- University of Marburg, Marburg
- University of Stuttgart, Stuttgart

GREECE

- National and Kapodistrian University of Athens, Athens
- National Centre for Scientific Research "Demokritos", Athens
- University of Ioannina, Ioannina

HUNGARY

- National Institute of Oncology, Budapest
- University of Szeged, Szeged

ICELAND

- University of Iceland, Biomedical Center, Reykjavik

INDIA

- Indian institute of Technology, Hyderabad
- Savitribai Phule Pune University, Pune

IRELAND

- National Institute for Bioprocessing Research and Training (NIBRT), Dublin
- Trinity College, Dublin

ISRAEL

- Technion - Israel Institute of Technology, Haifa
- Weizmann Institute, Rehovot

ITALY

- European Institute of Oncology, Milan
- IFOM, Milan
- International School for Advanced Studies, Trieste
- Istituto Nazionale di Tumori, Milano
- The Rizzoli Institute, Bologna
- University of Bologna, Bologna
- University of Padova, Padova
- University of Salento, Lecce

LITHUANIA

- National Cancer Institute, Vilnius

NORWAY

- Cancer Registry of Norway, Oslo
- Haukeland University Hospital, Bergen
- Norwegian University of Life Sciences, Ås
- Norwegian University of Science and Technology, Trondheim
- Stavanger University Hospital, Stavanger
- Trondheim University Hospital-St. Olavs Hospital, Trondheim
- University Hospital of Northern Norway, Tromsø
- University of Bergen, Bergen
- University of Oslo, Oslo

POLAND

- Faculty of Biotechnology, University of Wrocław, Wrocław
- Jagiellonian University, Kraków
- Maria Skłodowska-Curie National Research Institute of Oncology, Warsaw
- University of Gdansk, Gdansk

PORTUGAL

- Institute of Molecular Pathology and Immunology, University of Porto
- Portuguese Oncology Institute, Porto

ROMANIA

- Center for Innovation in Medicine, Bucharest
- Horia Hulubei National Institute for Physics and Nuclear Engineering
- Bucharest - Magurele

RUSSIA

- Institute of Cytology and Genetics, Novosibirsk

SINGAPORE

- Cancer Science Institute of Singapore, Singapore

SPAIN

- Biocruces Bizkaia Health Research Institute, Barakaldo
- CABIMER, University of Sevilla, Sevilla
- Centre for Biological Studies, Madrid
- Fundacion Instituto Valenciano de Oncologica (FIVO), Valencia
- ICGC, Technical validation group and Ivo Gut, Barcelona
- University of Lleida, Lleida



- University of Valencia, Valencia
- Universitat Politècnica de València, Valencia
- Vall d'Hebron Institute of Oncology, Barcelona

SWEDEN

- Karolinska Institutet, Stockholm
- Lund University, Lund
- Stockholm School of Economics, Stockholm
- Stockholm University
- Swedish Institute for Health Economics, Lund
- The Sahlgrenska Academy at the University of Gothenburg, Gothenburg
- Uppsala University Hospital, Uppsala

SWITZERLAND

- University Hospital Zurich, Zurich

THE NETHERLANDS

- Erasmus University Medical Center, Rotterdam
- Leiden University Medical Centre, Leiden
- Netherlands Cancer Institute (NKI), Amsterdam
- Radboud University Nijmegen, Nijmegen

- The Netherlands Proteomics Centre, Utrecht
- University Medical Center, Groningen
- Utrecht University, Utrecht
- VU Medical Center, Amsterdam

TUNISIA

- University of Tunis, Tunis

UNITED KINGDOM

- Cambridge Cancer Institute, Cambridge
- Cancer Research UK, London
- Hampshire Hospitals/Southampton University, Southampton
- Institute of Cancer and Genomic Sciences, University of Birmingham, Birmingham
- London Research Institute, The Francis Crick Institute, London
- Newcastle University, Newcastle upon Tyne
- Queen's University Belfast
- Royal National Orthopaedic Hospital, Stanmore, Middlesex
- The Beatson Institute for Cancer Research, Glasgow
- The European Bioinformatics Institute (EMBL-EBI), Hinxton
- University College London Medical School, UCL, London
- University of Cambridge, Cambridge
- University of Liverpool, Liverpool

- University of Manchester, Manchester
- University of Oxford, Oxford
- Wellcome Sanger Institute, Hinxton

USA

- Buck Institute for Research on Aging, Novato, California
- Dana Farber Cancer Institute, Boston, Massachusetts
- Dartmouth College, Hanover, New Hampshire
- Duke University Medical Center, Durham, North Carolina
- Fred Hutchinson Cancer Research Center, Seattle, Washington
- Georgetown University, Washington DC
- Harvard University, Boston, Massachusetts
- Johns Hopkins Medicine, Baltimore, Maryland
- Knight Cancer Institute, Oregon Health Sciences University
- Lawrence Berkeley National Laboratory, Berkeley, California
- Lineberger Comprehensive Cancer Center, Chapel Hill, North Carolina
- Masonic Cancer Center and University of Minnesota, Minneapolis
- Massachusetts General Hospital, Boston, Massachusetts
- MD Anderson Comprehensive Cancer Center, Houston, Texas
- MedKoo Biosciences, Morrisville, North Carolina
- Memorial Sloan Kettering Cancer Center, New York
- National Institutes of Health (NIH), Bethesda, Maryland
- Oregon State University, Corvallis, Oregon
- Princeton University, New Jersey
- Rutgers Cancer Institute of New Jersey
- Stanford University, California
- The Mount Sinai Hospital, New York
- The University of Kansas Hospital, Kansas
- Tisch Cancer Institute, New York
- UCSF, Helen Diller Family Cancer Centre, San Francisco, California
- University of Albany, New York
- University of California, Berkeley, California
- University of Chicago, Illinois
- University of Colorado, Denver, Colorado
- University of Illinois, Champaign, Illinois
- University of Washington, Seattle, Washington
- Washington University, St Louis, Missouri
- Weill Medical College of Cornell University, New York

THE NEXT GENERATION


Some of the new recruits bringing in new competence in 2023



Ann-Christin Borchers

Postdoctor
Ann-Christin recently finished her PhD in the


group of Christian Ungermann at University of Osnabrück, Germany, on studies of how endosomal Rab GTPases are activated (Borchers et al., PNAS, 2023). She has experience with yeast genetics, molecular biology methods and biochemical reconstitution assays. In Harald Stenmark's group, she will study a new type of selective autophagy, simaphagy, which prevents hypersignalling activity in cells. She is a member of the Stenmark group, Cellular Membrane Dynamics, Department of Molecular Cell Biology.



Alberto López Sánchez

PhD student
Alberto has a background in bioinformatics,

with several years of professional experience in both the private and academic sectors in the field of AI. His PhD focuses on applying machine learning to multi-omics data for cancer research. He is a member of the Aittokallio group, Computational Systems Medicine in Cancer Department of Cancer Genetics.



Sergio Miguel Castaneda Zegarra

Postdoctor
Sergio Miguel Castaneda Zegarra

has a PhD from NTNU on complex transgenic mouse models to study in cancer immunology. He has an entrepreneurial mind-set and utilize

his expertise in the preclinical development of experimental targeted therapeutics developed in the project group of Anette Weyergang, associated with the Berg group, Photochemical Internalization, Department of Radiation Biology.



Christian Kranjec

PhD researcher
C. Kranjec defended his PhD in UK and

thereafter worked in the University of Cambridge as a cancer researcher. He characterized viral activities for the induction of neoplasia. He came to Norway (NMBU) in 2018 and worked on a EU project related to antibiotic-resistant infections. His experience in cell biology and microscopy is instrumental in his work on molecular pathology of colorectal cancer in the Lothe group at Department of Molecular Oncology.



Emil Løvstakken

PhD student
Emil has a master's degree from OsloMet.


He will investigate alterations in the immune cell tumor microenvironment in response to new therapies in syngeneic murine models of peritoneal metastasis from ovarian cancer. Member of the Flatmark Group, Translational Cancer Therapy, Department of Tumor Biology.



Julia Zeun

Postdoctor
Julia Zeun started as a postdoc in the Experimental Immunotherapy

group (Olweus) at the Dept of Cancer Immunology in April 2023. She received her PhD from the Friedrich-Alexander-University Erlangen-Nuremberg, Germany, in the group of Anita Kremer/Andreas Mackensen (CAR T cell focus). Julia has extensive experience with advanced mouse models and T cell biology with a particular focus on transplantation immunology. She is also an eager outdoors person, who visited the Norwegian mountains long before she became a postdoc at the ICR!



Victor Kalbskopf

Special engineer
Victor Kalbskopf, PhD, is a passionate and curious

bioinformatician. He has a background in pipeline development and population genetics. He values efficiency and consistency and enjoys solving complex problems while serving users at the Bioinformatics Core facility. He is a new member of the Lorenz group, Unit Genomics and Bioinformatics, at the Department of Core Facilities.



ICR Career Development Plans for Staff

ICR is implementing a new career development programme in collaboration with all staff categories with a representative working group. This approach ensures that the programme is tailored to the unique needs of each staff member, including Ph.D. students, postdocs, project leaders, and engineers.

In a comprehensive needs assessment, the working group conducted various activities. These included gap analysis versus what is offered by OUH and UiO, online questionnaires for different staff categories (total respondents n=206), open meetings, specific meetings with each of the four staff categories, and a group leader seminar. The result was a clear identification of critical needs in training and career development for each staff category that are not met at an institutional level by OUH/UiO.

To address these needs, the ICR has devised an action plan to fill the gaps and ensure a comprehensive career development program for each staff category.

This new programme with career development plans aims to improve ICR staff's professional growth and development across all categories, ensuring they have access to the resources and opportunities necessary for success in their respective fields. By addressing the needs of each staff category, the ICR hopes to create a more robust and supportive environment for professional development.

Development of the competence programme for engineers started mid-2023 and is in good progress. A tailored Leadership training course for our Project Leaders was designed and contracted in the fall of 2023 and took place in March 2024 (see picture).

THE COMMUNICATION IS KEY

Communication in cancer research is vital for facilitating exchange of knowledge among researchers and clinicians and for promoting the connection between the research community and the wider public. In 2023, our researchers from ICR published more than 160 peer-reviewed papers, participated in and organized

national and international meetings, and communicated through talks, interviews, newspaper contributions, and around 800 social media posts. Through this, ICR demonstrated its commitment to advancing cancer diagnosis and treatment as well as to public outreach.

11

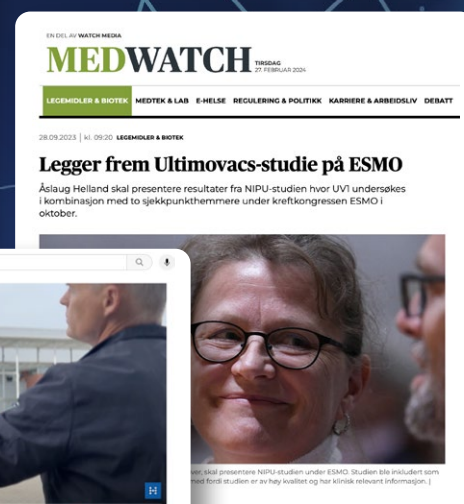
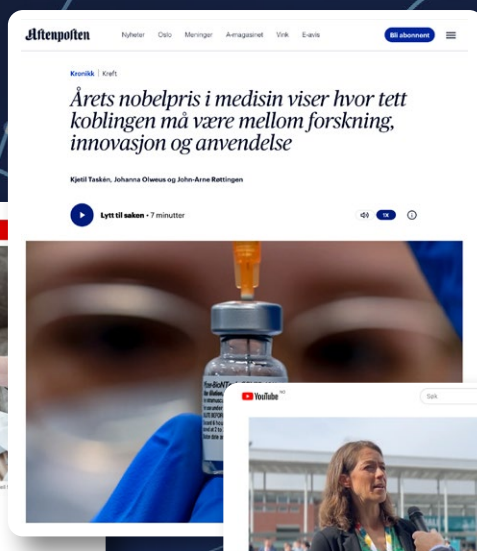
206
Scientific talks,
nationally

810
Original Social
Media Postings#

161
Scientific talks,
internationally

247
National
media*

59
Scientific &
popular meetings



*: talks, interviews, newspaper correspondence, viewpoints and debate articles on popular science and research policy

#: original postings about science in social media (Twitter, LinkedIn etc)

PUBLICATIONS

Publications 2023

Acosta Roa AM, **Skingen VE**, Reks-tad BL, Undseth C, Rusten E, Hernes E, Guren MG, **Malinen E** (2023) **Stability of metabolic tumor volume may enable radiotherapy dose painting in anal cancer** Phys Med, 114, 103151

Akdeniz BC, Mattingsdal M, **Domin-guez-Valentin M**, Frei O, Shadrin A, Puustusmaa M, Saar R, Söber S, **Møller P**, Andreassen OA, Padrik P, **Hovig E** (2023) **A Breast Cancer Polygenic Risk Score Is Feasible for Risk Stratifica-tion in the Norwegian Population** Cancers (Basel), 15 (16)

Al Outa A, Hicks S, Thambawita V, **Andresen S**, **Enserink JM**, Halvorsen P, Riegler MA, **Knævelsrud H** (2023) **CELLULAR, A Cell Autophagy Imag-ing Dataset** Sci Data, 10 (1), 806ss

Andersen AN, **Brodersen AM**, **Ayu-da-Durán P**, **Piechaczyk L**, **Tadele DS**, **Baken L**, **Fredriksen J**, Stoksfjord M, Lenartova A, Fløisand Y, **Skånland SS**, **Enserink JM** (2023) **Clinical forecasting of acute myeloid leukemia using ex vivo drug-sensitiv-ity profiling** Cell Rep Methods, 3 (12), 100654

Anzar I, Malone B, Samarakoon P, Vardaxis I, Simovski B, Fontenelle H, **Meza-Zepeda LA**, Stratford R, Keung EZ, Burgess M, Tawbi HA, **Myklebost O**, Clancy T (2023) **The interplay between neoantigens and immune cells in sarcomas treat-ed with checkpoint inhibition** Front Immunol, 14, 1226445

Arjona-Sanchez A, Martinez-López A, Moreno-Montilla MT, Mulsow J, Lozano-Lominchar P, Martínez-Torres B, Rau B, Canbay E, Sommariva A, Milione M, Deraco M, Sgarbura O, **Torgunrud A**, Kepenekian V, Carr NJ, Hoores A, Delhorme JB, Wernert R, Goere D, Martin-Roman L, Cosyns S, **Flatmark K**, Davidson B, Khellaf L, Pereira-Perez F et al. (2023) **External multicentre validation of pseudomyxoma peritonei PSOGI-Ki67 classification** Eur J Surg Oncol, 49 (8), 1481-1488

Arous D, Lie JL, Håland BV, Børsting

M, Edin NFJ, **Malinen E** (2023) **2D mapping of radiation dose and clonogenic survival for accurate assessment of *in vitro* X-ray GRID irradiation effects** Phys Med Biol, 68 (2)

Athanasiadis P, Ravikumar B, Elliott RJR, Dawson JC, Carragher NO, Clem-ons PA, Johansson T, Ebner D, **Aitto-kallio T** (2023) **Chemogenomic library design strat-egies for precision oncology, applied to phenotypic profiling of glioblasto-ma patient cells** iScience, 26 (7), 107209

Ayuda-Durán P, **Hermansen JU**, **Gi-liberto M**, Yin Y, Hanes R, Gordon S, Kuusanmäki H, **Brodersen AM**, **Andersen AN**, **Taskén K**, Wennerberg K, **Enserink JM**, **Skånland SS** (2023) **Standardized assays to monitor drug sensitivity in hematologic cancers** Cell Death Discov, 9 (1), 435

Axcrone K, Aas K, **Axcrone U**, **Skotheim RI** (2022) **Re: Spatially Resolved Clonal Copy Number Alterations in Benign and Malignant Tissue** Eur Urol, 83 (2), 183

Bajo-Santos C, Brokåne A, Zayakin P, Endzeliņš E, Soboļevska K, Belovs A, Jansons J, Sperga M, **Llorente A**, Radoviča-Spalviņa I, Lietuviētis V, Linē A (2023) **Plasma and urinary extracellular ves-icles as a source of RNA biomarkers for prostate cancer in liquid biopsies** Front Mol Biosci, 10, 980433

Ballinger ML, Pattnaik S, Mundra PA, Zaheed M, Rath E, Priestley P, Baber J, Ray-Coquard I, Isambert N, Causeret S, van der Graaf WTA, Puri A, Duffaud F, Le Cesne A, Sed-don B, Chandrasekar C, Schiffman JD, Brohl AS, James PA, Kurtz JE, Pe-nel N, **Myklebost O**, **Meza-Zepeda LA**, Pickett H, Kansara M et al. (2023) **Heritable defects in telomere and mi-totic function selectively predispose to sarcomas** Science, 379 (6629), 253-260

Bay LTE, **Stokke T**, **Syljuåsen RG**, **Landsverk HB** (2023) **Analysis of RNA Polymerase II Chro-matin Binding by Flow Cytometry** Bio Protoc, 13 (8), e4659

Beck C, **Casey NP**, **Persiconi I**, **Mo-harrami NN**, **Sike A**, Jin Y, **Kyte JA** (2023) **Development of a TGFβ-IL-2/15 Switch Receptor for Use in Adoptive Cell Therapy** Biomedicines, 11 (2)

Billingham L, Brown L, Framke T, Grey-stoke A, **Hovig E**, Mathur S, Page P, Pean E, Barjesteh van Waalwijk van Doorn-Khosrovani S, Vonk R, Wissink S, Zander H, Plummer R (2023) **Histology independent drug devel-opment - Is this the future for cancer drugs?** Cancer Treat Rev, 123, 102674

Bogaard M, **Skotheim RI**, **Maltau AV**, **Kidd SG**, **Lothe RA**, **Axcrone K**, **Axcrone U** (2023) **'High proliferative cribriform prostate cancer' defines a patient subgroup with an inferior prognosis** Histopathology, 83 (6), 853-869

Boyle EM, Blaney P, Stoeckle JH, Wang Y, Ghamlouch H, Gagler D, Braun-stein M, Williams L, Tenenbaum A, Siegel A, Chen X, Varma G, Avigan J, Li A, Jinsi M, Kaminetzsky D, Arbi-ni A, Montes L, Corre J, **Rustad EH**, Landgren O, Maura F, Walker BA, Bauer M, Bruno B et al. (2023) **Multimic Mapping of Acquired Chromosome 1 Copy-Number and Structural Variants to Identify Ther-apeutic Vulnerabilities in Multiple Myeloma** Clin Cancer Res, 29 (19), 3901-3913

Bruland ØS, Larsen RH, Baum RP, **Juzeniene A** (2023) **Editorial: Targeted alpha particle therapy in oncology** Front Med (Lausanne), 10, 1165747

Bucher-Johannessen C, Birkeland EE, Vinberg E, Bermanian V, Hoff G, Berstad P, **Rounge TB** (2023) **Long-term follow-up of colorectal cancer screening attendees iden-tifies differences in *Phascolarcto-bacterium* spp. using 16S rRNA and metagenome sequencing** Front Oncol, 13, 1183039

Børø S, Thoresen S, Boge Brant S, **Helland Å** (2023) **Initial investigation of using Norwe-gian health data for the purpose of external comparator arms - an ex-ample for non-small cell lung cancer**

Acta Oncol, 62 (12), 1642-1648

Capera J, Jainarayanan A, Navarro-Pérez M, Valvo S, Demetriou P, Depoil D, Estadella I, **Kvalvaag A**, Felce JH, Felipe A, Dustin ML (2023) **Dynamics and spatial organization of Kv1.3 at the immunological synapse of human CD4+ T cells** Biophys J (in press)

Carm KT, Johannessen B, Bogaard M, Bakken AC, Maltau AV, Hoff AM, Axcrona U, Axcrona K, Lothe RA, Skotheim RI (2022) **Somatic mutations reveal complex metastatic seeding from multifocal primary prostate cancer** Int J Cancer, 152 (5), 945-951

Casey NP, Klee CH, Fåne A, **Caulier B**, Graczyk-Jarzynka A, Krawczyk M, Fidyt K, **Josefsson SE**, Köksal H, Dillard P, Patkowska E, Firczuk M, **Smeland EB**, Winiarska M, **Myklebust JH**, Inderberg EM, Wälchli S (2023) **Efficient chimeric antigen receptor targeting of a central epitope of CD22** J Biol Chem, 299 (7), 104883

Chauhan SK, Bartolomé Casado R, Landsverk OJB, Johannessen H, Phung D, Nilsen HR, Sætre F, Jahnsen J, Horneland R, Yaqub S, Aandahl EM, Lundin KEA, Bækkevold ES, Jahnsen FL (2023) **Human small intestine contains 2 functionally distinct regulatory T-cell subsets** J Allergy Clin Immunol, 152 (1), 278-289.e6

Chen Y, He L, Ianevski A, **Ayuda-Durán P**, Potdar S, Saarela J, Miettinen JJ, Kytölä S, Miettinen S, Manninen M, Heckman CA, **Enserink JM**, Wennerberg K, **Aittokallio T** (2023) **Robust scoring of selective drug responses for patient-tailored therapy selection** Nat Protoc, 19 (1), 60-82

Chojnacka M, Diamond B, Ziccheddu B, **Rustad E**, MacIachlan K, Papadimitriou M, Boyle EM, Blaney P, Usmani S, Morgan G, Landgren O, Maura F (2023) **Impact of rare structural variant events in newly diagnosed multiple myeloma** Clin Cancer Res (in press)

Christie C, Madsen SJ, **Peng Q**, Hirschberg H (2023) **Macrophages as a photosensitizer**

delivery system for photodynamic therapy: Potential for the local treatment of resected glioblastoma Photodiagnosis Photodyn Ther, 45, 103897 (in press)

Clement D, Szabo EK, Krokeide SZ, Wiiger MT, Vincenti M, Palacios D, Chang YT, Grimm C, Patel S, **Stenmark H, Brech A, Majhi RK, Malmberg KJ** (2023) **The Lysosomal Calcium Channel TRPML1 Maintains Mitochondrial Fitness in NK Cells through Interorganellar Cross-Talk** J Immunol, 211 (9), 1348-1358

Daniel P, Balušíková K, Václavíková R, Šeborová K, Ransdorfová Š, Valeriánová M, Wei L, Jelínek M, Tlapáková T, **Fleischer T**, Kristensen VN, Souček P, Ojima I, Kovář J (2023) **ABCB1 Amplicon Contains Cyclic AMP Response Element-Driven TRIP6 Gene in Taxane-Resistant MCF-7 Breast Cancer Sublines** Genes (Basel), 14 (2)

Davies EM, Mitchell CA, **Stenmark HA** (2023) **Phosphoinositides in New Spaces** Cold Spring Harb Perspect Biol, 15 (9)

Denisova OV, Merisaari J, Huhtaniemi R, Qiao X, Yetukuri L, Jumppanen M, Kaur A, Pääkkönen M, von Schantz-Fant C, Ohlmeyer M, Wennerberg K, Kauko O, Koch R, **Aittokallio T**, Taipale M, Westermarck J (2023) **PP2A-based triple-strike therapy overcomes mitochondrial apoptosis resistance in brain cancer cells** Mol Oncol, 17 (9), 1803-1820

Dominguez-Valentin M, Haupt S, Sepälä TT, Sampson JR, Sunde L, Bernstein I, Jenkins MA, Engel C, Aretz S, Nielsen M, Capella G, Balaguer F, Evans DG, Burn J, Holinski-Feder E, Bertario L, Bonanni B, Lindblom A, Levi Z, Macrae F, Winship I, Plazzer JP, Sijmons R, Laghi L, Della Valle A, et al. **Hovig E, Nakken S, Møller P** (2023) **Mortality by age, gene and gender in carriers of pathogenic mismatch repair gene variants receiving surveillance for early cancer diagnosis and treatment: a report from the prospective Lynch syndrome database** EClinicalMedicine, 58, 101909

Doutel D, Davidson B, **Nitschke Petersen IK, Torgunrud A** (2023) **Molecular characteristics of low-grade serous carcinoma in effusions**

Cytopathology, 34 (2), 99-105

Dyrbekk APH, Warsame AA, Suhrke P, Ludahl MO, Moe JO, **Eide IJZ**, Lund-Iversen M, **Brustugun OT** (2023) **“Evaluation of ROS1 expression and rearrangements in a large cohort of early-stage lung cancer”** Diagn Pathol, 18 (1), 70

Eek Mariampillai A, Hauge S, Kongsrud K, Syljuåsen RG (2023) **Immunogenic cell death after combined treatment with radiation and ATR inhibitors is dually regulated by apoptotic caspases** Front Immunol, 14, 1138920

Elfmark LA, Wenzel EM, Wang L, Pedersen NM, Stenmark H, Raiborg C (2023) **Protrudin-mediated ER-endosome contact sites promote phagocytosis** Cell Mol Life Sci, 80 (8), 216

Ellingsen EB, O’Day S, Mezheyeuski A, Gromadka A, Clancy T, Kristedja TS, Milhem M, Zakharia Y (2023) **Clinical Activity of Combined Telomerase Vaccination and Pembrolizumab in Advanced Melanoma: Results from a Phase I Trial** Clin Cancer Res, 29 (16), 3026-3036

Figlioli G, Billaud A, Wang Q, Bolla MK, Dennis J, Lush M, Kvist A, Adank MA, Ahearn TU, Antonenkova NN, Auvinen P, Behrens S, Bermisheva M, Bogdanova NV, Bojesen SE, Bonanni B, Brüning T, Camp NJ, Campbell A, Castelain JE, Cessna MH, **Nbcs Collaborators**, Czene K, Devilee P, Dörk T et al. (2023) **Spectrum and Frequency of Germline FANCM Protein-Truncating Variants in 44,803 European Female Breast Cancer Cases** Cancers (Basel), 15 (13)

Floisand Y, Remberger M, Bigalke I, Josefsen D, Vålerhaugen H, Inderberg EM, Olaussen RW, Gjertsen BT, Goedkoop R, Geiger C, Prinz PU, Schnorfeil FM, Pinkernell K, Schendel DJ, Kvalheim G (2023) **WT1 and PRAME RNA-loaded dendritic cell vaccine as maintenance therapy in de novo AML after intensive induction chemotherapy** Leukemia, 37 (9), 1842-1849

Foldvari Z, Knetter C, Yang W, Gjerdingen TJ, Bollineni RC, Tran TT, Lund-Johansen F, Kolstad A, Drousch K, Klopfleisch R, Leisegang M, **Olweus J** (2023)

A systematic safety pipeline for selection of T-cell receptors to enter clinical use NPJ Vaccines, 8 (1), 126

García-Díaz N, Wei Q, Taskén K (2023) **Small molecule inhibitors targeting regulatory T cells for cancer treatment** Eur J Immunol, e2350448 (in press)

Getu AA, Tigabu A, Zhou M, Lu J, **Fodstad Ø**, Tan M (2023) **New frontiers in immune checkpoint B7-H3 (CD276) research and drug development** Mol Cancer, 22 (1), 43

Ghannoum S, Fantini D, Zahoor M, Reiterer V, Phuyal S, Leoncio Netto W, Sørensen Ø, Iyer A, Sengupta D, **Prasmickaite L, Mælandsmo GM**, Köhn-Luque A, Farhan H (2023) **A combined experimental-computational approach uncovers a role for the Golgi matrix protein Giantin in breast cancer progression** PLoS Comput Biol, 19 (4), e1010995

Ghiasvand R, Berge LAM, Andreasen BK, Stenehjem JS, Heir T, Karlstad Ø, **Juzeniene A**, Larsen IK, Green AC, Veierød MB, **Robsahm TE** (2023) **Use of antihypertensive drugs and risk of cutaneous melanoma: a nationwide nested case-control study** Int J Epidemiol, 52 (3), 887-898

Giang KA, **Boxaspen T**, Diao Y, Nilvebrant J, **Kosugi-Kanaya M, Kanaya M, Krokeide SZ**, Lehmann F, Svensson Gelius S, **Malmberg KJ**, Nygren PÅ (2023) **Affibody-based hBCMA x CD16 dual engagers for NK cell-mediated killing of multiple myeloma cells** N Biotechnol, 77, 139-148

Giannakopoulou E, Lehander M, Virding Culleton S, **Yang W, Li Y, Karpanen T**, Yoshizato T, **Rustad EH, Nielsen MM, Bollineni RC**, Tran TT, **Delic-Sarac M, Gjerdingen TJ, Douvlataniotis K, Laos M, Ali M**, Hillen A, Mazzi S, Chin DWL, Mehta A, Holm JS, Bentzen AK, Bill M, Grifioen M, Gedde-Dahl T, Lehmann S, Jacobsen SEW, Woll PS, **Olweus, J** (2023) **A T cell receptor targeting a recurrent driver mutation in FLT3 mediates elimination of primary human acute myeloid leukemia in vivo** Nat Cancer, 4 (10), 1474-1490

Gjelberg HK, Helgeland L, Liseth

K, Micci F, Sandnes M, **Russnes HG**, Reikvam H (2023) **Long-Smoldering T-prolymphocytic Leukemia: A Case Report and a Review of the Literature** Curr Oncol, 30 (11), 10007-10018

Halkola AS, Joki K, Mirtti T, Mäkelä MM, **Aittokallio T**, Laajala TD (2023) **OSCAR: Optimal subset cardinality regression using the L0-pseudonorm with applications to prognostic modeling of prostate cancer** PLoS Comput Biol, 19 (3), e1010333

Hanes R, Ayuda-Durán P, Rønneberg L, **Nakken S, Hovig E**, Zucknick M, **Enserink JM** (2023) **screenwerk: a modular tool for the design and analysis of drug combination screens** Bioinformatics, 39 (1)

Haroun-Izquierdo A, Lanuza PM, Pfefferle A, **Netskar H, Ask EH**, Törlén J, Björklund A, Sohlberg E, **Malmberg KJ** (2023) **Effect of mTOR Inhibition with Sirolimus on Natural Killer Cell Reconstitution in Allogeneic Stem Cell Transplantation** Transplant Cell Ther, 29 (6), 376.e1-376.e11

Haugen MH, von der Lippe Gythfeldt H, Egeland EV, Svartdal Normann L, Pandya AD, Vedin LL, **Juell S, Tenstad E, Øy GF, Kristian A**, Marangoni E, **Sørle T**, Steffensen K, **Mælandsmo GM, Engebraaten O** (2023) **Liver X receptors induce antiproliferative effects in basal-like breast cancer** Mol Oncol, 17 (10), 2041-2055

Hermansen JU, Yin Y, Urban A, Myklebust CV, **Karlsen L, Melvold K**, Tveita AA, **Taskén K**, Munthe LA, Tjønnfjord GE, **Skånland SS** (2023) **A tumor microenvironment model of chronic lymphocytic leukemia enables drug sensitivity testing to guide precision medicine** Cell Death Discov, 9 (1), 125

Hessvik NP, Sagini K, Romero S, Ramirez-Garrastacho M, Rodrigo M, Tuttoren AEV, Kvalvaag A, Stang E, **Brech A, Sandvig K, Llorente A** (2023) **siRNA screening reveals that SNAP29 contributes to exosome release** Cell Mol Life Sci, 80 (7), 177

Hindi N, Razak A, Rosenbaum E, Jonczak E, Hamacher R, Rutkow-

ski P, Bhadri VA, Skryd A, Brahmi M, Alshibany A, Jagodzinska-Mucha P, Bauer S, Connolly E, Gelderblom H, **Boye K**, Henon C, Bae S, Bogefors K, Vincenzi B, Martinez-Trufero J, Lopez-Martin JA, Redondo A, Valverde C, Blay JY, Moura DS et al. (2023) **Efficacy of immune checkpoint inhibitors in alveolar soft-part sarcoma: results from a retrospective worldwide registry** ESMO Open, 8 (6), 102045

Hodan R, Rodgers-Fouche L, Chittenden A, **Dominguez-Valentin M**, Ferriss J, Gima L, Hamnvik OR, Idos GE, Kline K, Koeller DR, Long JM, McKenna D, Muller C, Thoman M, Wintner A, Bedrick BS, Collaborative Group of the Americas on Inherited Gastrointestinal Cancer (2023) **Cancer surveillance for transgender and gender diverse patients with Lynch syndrome: a practice resource of the Collaborative Group of the Americas on Inherited Gastrointestinal Cancer** Fam Cancer, 22 (4), 437-448

Holme B, **Bjørnerud B, Pedersen NM, de la Ballina LR, Wesche J, Haugsten EM** (2023) **Automated tracking of cell migration in phase contrast images with CellTraxx** Sci Rep, 13 (1), 22982

Humbert M, Olofsson A, Wullimann D, Niessl J, Hodcroft EB, Cai C, Gao Y, Sohlberg E, Dyrda R, Mikaeloff F, Neogi U, Albert J, **Malmberg KJ**, Lund-Johansen F, Aleman S, Björkhem-Bergman L, Jenmalm MC, Ljunggren HG, Buggert M, Karlsson AC (2023) **Functional SARS-CoV-2 cross-reactive CD4+ T cells established in early childhood decline with age** Proc Natl Acad Sci U S A, 120 (12), e2220320120

Huynh BN, Groendahl AR, Tomic O, Liland KH, Knudtsen IS, Hoebbers F, van Elmpst W, **Malinen E**, Dale E, Futsaether CM (2023) **Head and neck cancer treatment outcome prediction: a comparison between machine learning with conventional radiomics features and deep learning radiomics** Front Med (Lausanne), 10, 1217037

Huynh TM, Dale E, Falk RS, Hellebust TP, Astrup GL, **Malinen E**, Edin NFJ, Bjørdal K, Herlofson BB, Kiserud CE, Helland Å, Amdal CD (2023) **Radiation-induced long-term dys-**

phagia in survivors of head and neck cancer and association with dose-volume parameters
Radiother Oncol, 190, 110044 (in press)

Hyldbakk A, **Fleten KG**, Snipstad S, Åslund AKO, Davies CL, **Flatmark K**, Mørch Y (2023)
Intraperitoneal administration of cabazitaxel-loaded nanoparticles in peritoneal metastasis models
Nanomedicine, 48, 102656

Høland M, Berg KCG, Eilertsen IA, Bjerkehagen B, **Kolberg M**, Boye K, Lingjærde OC, Guren TK, Mandahl N, van den Berg E, Palmerini E, Smeland S, Picci P, Mertens F, **Sveen A, Lothe RA** (2023)
Transcriptomic subtyping of malignant peripheral nerve sheath tumours highlights immune signatures, genomic profiles, patient survival and therapeutic targets
EBioMedicine, 97, 104829

Ibrahim Elk, **Ellingsen EB**, Mangsbo SM, Friberg LE (2023)
Bridging responses to a human telomerase reverse transcriptase-based peptide cancer vaccine candidate in a mechanism-based model
Int Immunopharmacol, 126, 111225

Isaksen KT, Galleberg R, Mastroianni MA, Rinde M, Rusten LS, Barzenje D, Ramslien F, Fluge O, Slaaen M, Meyer P, Liestol K, **Smeland EB, Lingjarde OC**, Holte H, **Brodtkorb M** (2023)
The Geriatric Prognostic Index: a clinical prediction model for survival of older diffuse large B-cell lymphoma patients treated with standard immunochemotherapy
Haematologica, 108 (9), 2454-2466

Ito I, Yousef AMG, Chowdhury S, Dickson PN, Naini ZA, White MG, **Fleten KG, Flatmark K**, Fournier KF, Fowlkes NW, Shen JP (2023)
Intraperitoneal Paclitaxel Is a Safe and Effective Therapeutic Strategy for Treating Mucinous Appendiceal Adenocarcinoma
Cancer Res, 83 (19), 3184-3191

Jeanmougin M, Brodal HP, Dietrichson Pharo H, Vedeld HM, Lind GE (2023)
PoDCall: positive droplet calling and normalization of droplet digital PCR DNA methylation data
Bioinformatics, 39 (1)

Joaquina S, Forcados C, **Caulier B**, Inderberg EM, Wälchli S (2023)
Determination of CAR T cell metabo-

lism in an optimized protocol
Front Bioeng Biotechnol, 11, 1207576

Johannessen JA, Formica M, Haukeland ALC, Bråthen NR, Al Outa A, Aarsund M, Therrien M, **Enserink JM, Knævelsrud H** (2023)
The human leukemic oncogene MLL-AF4 promotes hyperplastic growth of hematopoietic tissues in *Drosophila* larvae
iScience, 26 (10), 107726

Johanssen T, McVeigh L, Erridge S, Higgins G, Straehla J, Frame M, **Aittokallio T**, Carragher NO, Ebner D (2023)
Glioblastoma and the search for non-hypothesis driven combination therapeutics in academia
Front Oncol, 12, 1075559

Juvkam IS, Zlygosteva O, Arous D, Galtung HK, **Malinen E**, Søland TM, Edin NJ (2023)
A preclinical model to investigate normal tissue damage following fractionated radiotherapy to the head and neck
J Radiat Res, 64 (1), 44-52

Juvkam IS, Zlygosteva O, Sitarz M, Thiede B, Sørensen BS, **Malinen E**, Edin NJ, Søland TM, Galtung HK (2023)
Proton Compared to X-Irradiation Induces Different Protein Profiles in Oral Cancer Cells and Their Derived Extracellular Vesicles
Int J Mol Sci, 24 (23)

Juzeniene A, Stenberg VY, Bruland ØS, Revheim ME, Larsen RH (2023)
Dual targeting with ²²⁴Ra/²¹²Pb-conjugates for targeted alpha therapy of disseminated cancers: A conceptual approach
Front Med (Lausanne), 9, 1051825

Kalyanasundaram S, Lefol Y, Gundersen S, Rognes T, Alsøe L, Nilsen HL, **Hovig E**, Sandve GK, Domanska D (2023)
hGSuite HyperBrowser: A web-based toolkit for hierarchical metadata-informed analysis of genomic tracks
PLoS One, 18 (7), e0286330

Kamijo K, Shimomura Y, Shinohara A, Mizuno S, **Kanaya M**, Usui Y, Kim SW, Ara T, Mizuno I, Kuriyama T, Nakazawa H, Matsuoka KI, Kusumoto S, Maseki N, Yamaguchi M, Ashida T, Onizuka M, Fukuda T, Atsuta Y, Kon-do E (2023)
Fludarabine plus reduced-intensity busulfan versus fludarabine plus

myeloablative busulfan in patients with non-Hodgkin lymphoma undergoing allogeneic hematopoietic cell transplantation
Ann Hematol, 102 (3), 651-661

Kaur N, Carlsson SR, **Lystad AH** (2023)
The separate axes of TECPR1 and ATG16L1 in CASM
Autophagy, 20 (1), 214-215

Kaur N, de la Ballina LR, **Haukaas HS, Torgersen ML, Radulovic M**, Munson MJ, Sabirsh A, **Stenmark H, Simonsen A**, Carlsson SR, **Lystad AH** (2023)
TECPR1 is activated by damage-induced sphingomyelin exposure to mediate noncanonical autophagy
EMBO J, 42 (17), e113105

Knutsen E, Das Sajib S, Fiskaa T, Lorens J, Gudjonsson T, **Mælandsmo GM**, Johansen SD, Seternes OM, Perander M (2023)
Identification of a core EMT signature that separates basal-like breast cancers into partial- and post-EMT subtypes
Front Oncol, 13, 1249895

Kresse SH, Brandt-Winge S, Pharo H, Flatin BTB, Jeanmougin M, Vedeld HM, Lind GE (2023)
Evaluation of commercial kits for isolation and bisulfite conversion of circulating cell-free tumor DNA from blood
Clin Epigenetics, 15 (1), 151

Kvalvaag A, Valvo S, Céspedes PF, Saliba DG, Kurz E, Korobchevskaya K, Dustin ML (2023)
Clathrin mediates both internalization and vesicular release of triggered T cell receptor at the immunological synapse
Proc Natl Acad Sci U S A, 120 (6), e2211368120

Kvassheim M, **Tornes AJK, Juzeniene A**, Stokke C, Revheim MR (2023)
Imaging of ²¹²Pb in mice with a clinical SPECT/CT
EJNMMI Phys, 10 (1), 47

Köhn-Luque A, Myklebust EM, **Tadele DS, Giliberto M**, Schmiester L, Noory J, Harivel E, Arsenteva P, Mumenthaler SM, Schjesvold F, **Taskén K, Enserink JM**, Leder K, Frigessi A, Foo J (2023)
Phenotypic deconvolution in heterogeneous cancer cell populations using drug-screening data
Cell Rep Methods, 3 (3), 100417

Lachota M, Zielniok K, **Palacios D, Kanaya M**, Peena L, **Hoel HJ, Wiger MT, Kveberg L**, Hautz W, Zag-ozdżon R, **Malmberg KJ** (2023)
Mapping the chemotactic landscape in NK cells reveals subset-specific synergistic migratory responses to dual chemokine receptor ligation
EBioMedicine, 96, 104811

Lampart A, Krowarsch D, Biadun M, **Sorensen V**, Szymczyk J, Sluzalska K, **Wiedlocha A**, Otlewski J, Zakrzewska M (2023)
Intracellular FGF1 protects cells from apoptosis through direct interaction with p53
Cell Mol Life Sci, 80 (10), 311

Lamsal A, Andersen SB, Johansson I, **Vietri M**, Bokil AA, **Kurganovs NJ**, Rylander F, Bjørkøy G, Pettersen K, Giambelluca MS (2023)
Opposite and dynamic regulation of the interferon response in metastatic and non-metastatic breast cancer
Cell Commun Signal, 21 (1), 50

Langberg CW, **Horndalsveen H, Hel-land Å, Haakensen VD** (2023)
Factors associated with failure to start consolidation durvalumab after definitive chemoradiation for locally advanced NSCLC
Front Oncol, 13, 1217424

Le Tourneau C, André F, **Helland Å**, Miles skin L, Minnaard W, Schiel A, **Taskén K**, Thomas DM, Veronese ML, Durán-Pacheco G, Leyens L, Rufibach K, Thomas M, Krämer A (2023)
Modified study designs to expand treatment options in personalised oncology: a multistakeholder view
Eur J Cancer, 194, 113278

Leech M, Leijenaar RTH, **Hompland T**, Gaffney J, **Lyng H**, Marignol L (2023)
Exploring Hypoxia in Prostate Cancer With T2-weighted Magnetic Resonance Imaging Radiomics and Pimonidazole Scoring
Anticancer Res, 43 (1), 351-357

Leich E, **Brodtkorb M**, Schmidt T, Altenbuchinger M, **Lingjærde OC**, Lockmer S, Holte H, Nedeva T, Grieb T, Sander B, Sundström C, Spang R, Kimby E, Rosenwald A (2023)
Gene expression and copy number profiling of follicular lymphoma biopsies from patients treated with first-line rituximab without chemotherapy
Leuk Lymphoma, 64 (12), 1927-1937

Leivonen SK, Friman T, Autio M, Vaittinen S, Jensen AW, D'Amore F, Hamil-

ton-Dutoit SJ, Holte H, **Beiske K**, Kovanen PE, Rätty R, Leppä S (2023)
Characterization and clinical impact of the tumor microenvironment in post-transplant aggressive B-cell lymphomas
Haematologica, 108 (11), 3044-3057

Levy-Jurgenson A, **Tekpli X, Kristensen VN**, Yakhini Z (2023)
Analysis of Spatial Molecular Data
Methods Mol Biol, 2614, 349-356

Longva AS, Berg K, Weyergang A (2023)
Light-enhanced VEGF₁₂₁/rGel induce immunogenic cell death and increase the antitumor activity of αCTLA4 treatment
Front Immunol, 14, 1278000

Lorenzovici L, Szilberhorn L, Farkas-Ráduly S, Gasparik AI, Precup AM, Nagy AG, Niemann CU, **Aittokallio T**, Kaló Z, Csanádi M (2023)
Systematic Literature Review of Economic Evaluations of Treatment Alternatives in Chronic Lymphocytic Leukemia
BioDrugs, 37 (2), 219-233

Margadant F, Almshergqi Z, Xu X, Deng Y (2023)
Optical Properties and Interference Effects of the Lens Mitochondrion Membranes (Basel), 13 (6)

Meier Strømme J, Johannessen B, Skotheim RI (2023)
Deviating Alternative Splicing as a Molecular Subtype of Microsatellite Stable Colorectal Cancer
JCO Clin Cancer Inform, 7, e2200159

Ménard M, Ali LMA, Vardanyan A, Charnay C, Raehm L, Cunin F, Besière A, Oliviero E, **Theodossiou TA**, Seisenbaeva GA, Gary-Bobo M, Durand JO (2023)
Upscale Synthesis of Magnetic Mesoporous Silica Nanoparticles and Application to Metal Ion Separation: Nanosafety Evaluation
Nanomaterials (Basel), 13 (24)

Mensali N, Köksal H, Joaquina S, Wernhoff P, Casey NP, Romecin P, Panisello C, Rodriguez R, Vimeux L, **Juzeniene A**, Myhre MR, Fåne A, Ramírez CC, Maggadottir SM, Duru AD, Georgoudaki AM, **Grad I**, Mat-urana AD, **Gaudernack G**, Kvalheim G, Carcaboso AM, de Alava E, Donnadieu E, Bruland ØS, Menendez P et al. (2023)
ALPL-1 is a target for chimeric antigen receptor therapy in osteosar-

coma
Nat Commun, 14 (1), 3375

Meyer S, Blaas I, Bollineni RC, Delic-Sarac M, Tran TT, **Knetter C**, Dai KZ, Madssen TS, Vaage JT, Gustavsen A, **Yang W**, Nissen-Meyer LSH, **Dou-vlataniotis K, Laos M, Nielsen MM**, Thiede B, Søråas A, Lund-Johansen F, **Rustad EH, Olweus J** (2023)
Prevalent and immunodominant CD8 T cell epitopes are conserved in SARS-CoV-2 variants
Cell Rep, 42 (1), 111995

Migliano SM, Schultz SW, Wenzel EM, Takáts S, Liu D, Mørk S, Tan KW, Rusten TE, Raiborg C, Stenmark H (2023)
Removal of hypersignaling endosomes by simaphagy
Autophagy, 1-23 (in press)

Mo T, Brandal SHB, Geier OM, **Engbråten O**, Nilsen LB, Kristensen VN, Hole KH, **Hompland T, Fleischer T**, Seierstad T (2023)
MRI Assessment of Changes in Tumor Vascularization during Neo-adjuvant Anti-Angiogenic Treatment in Locally Advanced Breast Cancer Patients
Cancers (Basel), 15 (18)

Mraz KA, Hodan R, Rodgers-Fouche L, Arora S, Balaguer F, Guillem JG, Jeter JM, Kanth P, Li D, Liska D, Melson J, Perez K, Ricker C, Shirts BH, Vilar E, Katona BW, **Domin-guez-Valentin M** (2023)
Current chemoprevention approaches in Lynch syndrome and Familial adenomatous polyposis: a global clinical practice survey
Front Oncol, 13, 1141810

Murumägi A, Ungureanu D, Khan S, Arjama M, Välimäki K, Ianevski A, Ianevski P, Bergström R, Dini A, Kanerva A, Koivisto-Korander R, Tapper J, Lassus H, Loukovaara M, Mägi A, Hirasawa A, Aoki D, Pietiäinen V, Pellinen T, Bützow R, **Aittokallio T**, Kallioniemi O (2022)
Drug response profiles in patient-derived cancer cells across histological subtypes of ovarian cancer: real-time therapy tailoring for a patient with low-grade serous carcinoma
Br J Cancer, 128 (4), 678-690

Møller P, Seppälä TT, Ahadova A, Crosbie EJ, Holinski-Feder E, Scott R, Haupt S, Mölslein G, Winship I, Broeke SWB, Kohut KE, Ryan N, Bauerfeind P, Thomas LE, Evans DG, Aretz S, Sijmons RH, Half E, Heini-

mann K, Horisberger K, Monahan K, Engel C, Cavestro GM, Fruscio R, Abu-Freha N et al. (2023) **Dominantly inherited micro-satellite instable cancer - the four Lynch syndromes - an EHTG, PLSD position statement** Hered Cancer Clin Pract, 21 (1), 19

Nakken S, Gundersen S, Bernal FLM, Polychronopoulos D, **Hovig E**, **Wesche J** (2023) **Comprehensive interrogation of gene lists from genome-scale cancer screens with oncoEnrichR** Int J Cancer, 153 (10), 1819-1828

Namløs HM, **Khelik K**, **Nakken S**, **Vodák D**, **Hovig E**, **Myklebost O**, **Boye K**, **Meza-Zepeda LA** (2023) **Chromosomal instability and a deregulated cell cycle are intrinsic features of high-risk gastrointestinal stromal tumours with a metastatic potential** Mol Oncol, 17 (11), 2432-2450

Nguyen HL, Geukens T, Maetens M, Aparicio S, Bassez A, Borg A, Brock J, Broeks A, Caldas C, Cardoso F, De Schepper M, Delorenzi M, Drukker CA, Glas AM, Green AR, Isnaldi E, Eyfjörð J, Khout H, Knappskog S, Krishnamurthy S, Lakhani SR, **Langerod A**, Martens JWM, McCart Reed AE, Murphy L et al. (2023) **Obesity-associated changes in molecular biology of primary breast cancer** Nat Commun, 14 (1), 4418

Nilssen Y, Solberg S, Brustugun OT, Møller B, Sundset A, Wahl SGF, **Helland Å** (2023) **Tracheal cancer: a rare and deadly but potentially curable disease that also affects younger people** Eur J Cardiothorac Surg, 64 (1)

Normann LS, **Haugen MH**, Hongisto V, Aure MR, Leivonen SK, Kristensen VN, Tahiri A, **Engebraaten O**, **Sahlberg KK**, **Mælandsmo GM** (2023) **High-throughput screen in vitro identifies dasatinib as a candidate for combinatorial treatment with HER2-targeting drugs in breast cancer** PLoS One, 18 (1), e0280507

Nunes-Xavier CE, Emaldi M, Mingo J, **Øyjord T**, **Mælandsmo GM**, **Fodstad Ø**, Errarte P, Larrinaga G, Llarena R, López JI, Pulido R (2023) **The expression pattern of pyruvate dehydrogenase kinases predicts prognosis and correlates with im-**

mune exhaustion in clear cell renal cell carcinoma Sci Rep, 13 (1), 7339

Nunzi E, Mezzasoma L, Bellezza I, Zelante T, Orvietani P, Coata G, Giardina I, **Sagini K**, Manni G, Di Michele A, Gargaro M, Talesa VN, Di Renzo GC, Fallarino F, Romani R (2023) **Microbiota-Associated HAF-EVs Regulate Monocytes by Triggering or Inhibiting Inflammasome Activation** Int J Mol Sci, 24 (3)

Nygaard V, Ree AH, **Dagenborg VJ**, **Børresen-Dale AL**, Edwin B, Fretland ÅA, Grzyb K, **Haugen MH**, **Mælandsmo GM**, **Flatmark K** (2023) **A *PRRX1* Signature Identifies *TIM-3* and *VISTA* as Potential Immune Checkpoint Targets in a Subgroup of Microsatellite Stable Colorectal Cancer Liver Metastases** Cancer Res Commun, 3 (2), 235-244

Nähse V, **Raiborg C**, **Tan KW**, **Mørk S**, **Torgersen ML**, **Wenzel EM**, Nager M, Salo VT, Johansen T, Ikonen E, **Schink KO**, **Stenmark H** (2023) **ATPase activity of DFCP1 controls selective autophagy** Nat Commun, 14 (1), 4051

Nähse V, Schink KO, **Stenmark H** (2023) **ATPase-regulated autophagosome biogenesis** Autophagy, 20 (1), 218-219

Odabasi E, Conkar D, Deretic J, Batman U, **Frikstad KM**, **Patzke S**, Firat-Karalar EN (2023) **CCDC66 regulates primary cilium length and signaling via interactions with transition zone and axonemal proteins** J Cell Sci, 136 (3)

Otte M, Stachelscheid J, Glaß M, Wahnschaffe L, Jiang Q, Lone W, Ianevski A, **Aittokallio T**, Iqbal J, Hallek M, Hüttelmaier S, Schrader A, Braun T, Herling M (2023) **The miR-141/200c-STAT4 Axis Contributes to Leukemogenesis by Enhancing Cell Proliferation in T-PLL** Cancers (Basel), 15 (9)

Ottesen JA, Yi D, Tong E, Iv M, Latysheva A, Saxhaug C, Jacobsen KD, **Helland Å**, Emblem KE, Rubin DL, Bjørnerud A, Zaharchuk G, Grøvik E (2023) **2.5D and 3D segmentation of brain metastases with deep learning on multinational MRI data**

Front Neuroinform, 16, 1056068

Panagiotakis S, Mavroidi B, Athanasopoulos A, Gonçalves AR, Bugnicourt-Moreira L, Regagnon T, Boukos N, Charalambidis G, Coutsolelos AG, **Grigalavicius M**, **Theodossiou TA**, **Berg K**, Ladavière C, Pelecanou M, Yannakopoulou K (2023) **Small anticancer drug release by light: Photochemical internalization of porphyrin-β-cyclodextrin nanoparticles** Carbohydr Polym, 306, 120579

Patrick-Brown TDJH, Mohamed F, Thrower A, **Torgunrud A**, Cosyns S, Canbay E, Villeneuve L, **Flatmark K**, Brandl A (2023) **Determining a minimum data set for reporting clinical and radiologic data for pseudomyxoma peritonei** Pleura Peritoneum, 8 (1), 1-9

Perdreau-Dahl H, Lipsett DB, Frisk M, Kermani F, Carlson CR, **Brech A**, Shen X, Bergan-Dahl A, Hou Y, Tuomainen T, Tavi P, Jones PP, Lunde M, Wasserstrom JA, Laporte J, Ullrich ND, Christensen G, Morth JP, Louch WE (2023) ***BIN1*, *Myotubularin*, and *Dynamin-2* Coordinate T-Tubule Growth in Cardiomycocytes** Circ Res, 132 (11), e188-e205

Pettersen S, **Øy GF**, **Egeland EV**, **Juell S**, **Engebråten O**, **Mælandsmo GM**, **Prasmickaite L** (2023) **Breast cancer patient-derived explant cultures recapitulate *in vivo* drug responses** Front Oncol, 13, 1040665

Philippon C, Tao S, Clement D, Haroun-Izquierdo A, Kichula KM, Netskar H, Brandt L, Oei VS, Kanaya M, Lanuza PM, Schaffer M, Goodridge JP, Horowitz A, Zhu F, Hammer Q, Sohlberg E, Majhi RK, **Kveberg L**, Önfelt B, Norman PJ, **Malmberg KJ** (2023) **Allelic variation of KIR and HLA tunes the cytolytic payload and determines functional hierarchy of NK cell repertoires** Blood Adv, 7 (16), 4492-4504

Poleć A, **Ekstrøm PO**, **Fougner C**, **Sørli T**, **Norum JH** (2023) **Rapid assessment of 3-dimensional intra-tumor heterogeneity through cycling temperature capillary electrophoresis** BMC Res Notes, 16 (1), 167

Potdar S, Ianevski F, Ianevski A, Tanoli

Z, Wennerberg K, Seashore-Ludlow B, Kallioniemi O, Östling P, **Aittokallio T**, Saarela J (2023) **Breeze 2.0: an interactive web-tool for visual analysis and comparison of drug response data** Nucleic Acids Res, 51 (W1), W57-W61

Pust S, **Brech A**, **Wegner CS**, **Stenmark H**, **Haglund K** (2023) **Vesicle-mediated transport of ALIX and ESCRT-III to the intercellular bridge during cytokinesis** Cell Mol Life Sci, 80 (8), 235

Rakaee M, Andersen S, Giannikou K, Paulsen EE, Kilvaer TK, Busund LR, Berg T, Richardsen E, Lombardi AP, Adib E, Pedersen MI, Tafavvoghi M, Wahl SGF, Petersen RH, Bondgaard AL, Yde CW, Baudet C, Licht P, Lund-Iversen M, Grønberg BH, Fjellbirkeland L, **Helland Å**, Pøhl M, Kwiatkowski DJ, Donnem T (2023) **Machine learning-based immune phenotypes correlate with STK11/KEAP1 co-mutations and prognosis in resectable NSCLC: a sub-study of the TNM-I trial** Ann Oncol, 34 (7), 578-588

Ramos-Alonso L, Holland P, Le Gras S, Zhao X, Jost B, Bjørås M, Barral Y, **Enserink JM**, Chymkowitch P (2023) **Mitotic chromosome condensation resets chromatin to safeguard transcriptional homeostasis during interphase** Proc Natl Acad Sci U S A, 120 (4), e2210593120

Richartz N, Pietka W, Yadav A, **Bostad M**, Bhagwat S, Naderi S, Naderi EH, **Stokke T**, Ruud E, Blomhoff HK (2023) **N-acetyl cysteine turns EPAC activators into potent killers of acute lymphoblastic leukemia cells** J Biol Chem, 300 (1), 105509 (in press)

Rim S, Sakkestad ST, Zhou F, Gulaksen SE, Skavland J, **Chauhan SK**, Steinsland H, Hanevik K (2023) **Dynamics of circulating lymphocytes responding to human experimental enterotoxigenic Escherichia coli infection** Eur J Immunol, 53 (8), e2250254

Ringborg U, von Braun J, Celis J, Baumann M, Berns A, Eggermont A, Heard E, Heitor M, Chandy M, Chen CJ, Costa A, De Lorenzo F, De Robertis EM, Dubée FC, Ernberg I, Gabriel M, **Helland Å**, Henrique R, Jönsson B, Kallioniemi O, Korbel J, Krause M, Lowy DR, Michielin O, Nagy P et

al. (2023) **Strategies to decrease inequalities in cancer therapeutics, care and prevention: Proceedings on a conference organized by the Pontifical Academy of Sciences and the European Academy of Cancer Sciences, Vatican City, February 23-24, 2023** Mol Oncol (in press)

Robsaht TE, Tsuruda KM, **Hektoen HH**, Storås AH, Cook MB, Hurwitz LM, Langseth H (2023) **Applying recommended definition of aggressive prostate cancer: a validation study using high-quality data from the Cancer Registry of Norway** Acta Oncol, 62 (1), 8-14

Rodgers-Fouche L, Arora S, Ricker C, Li D, Farooqi M, Balaguer F, **Dominquez-Valentin M**, Guillem JG, Kanth P, Liska D, Melson J, Mraz KA, Shirts BH, Vilar E, Katona BW, Hodan R (2023) **Exploring Stakeholders' Perspectives on Implementing Universal Germline Testing for Colorectal Cancer: Findings From a Clinical Practice Survey** JCO Precis Oncol, 7, e2300440

Rodríguez-Varela R, Moore KHS, Ebenesersdóttir SS, Kilinc GM, Kjellström A, Papmehl-Dufay L, Alfsdotter C, Berglund B, Alrawi L, Kashuba N, Sobrado V, Lagerholm VK, Gilbert E, Cavalleri GL, **Hovig E**, Kockum I, Olsson T, Alfredsson L, Hansen TF, Werge T, Munters AR, Bernhardsson C, Skar B, Christophersen A, Turner-Walker G et al. (2023) **The genetic history of Scandinavia from the Roman Iron Age to the present** Cell, 186 (1), 32-46.e19

Sagini K, Urbanelli L, Buratta S, Emiliani C, **Llorente A** (2023) **Lipid Biomarkers in Liquid Biopsies: Novel Opportunities for Cancer Diagnosis** Pharmaceuticals, 15 (2)

Sandoz PA, Kuhnigk K, **Szabo EK**, Thunberg S, Erikson E, Sandström N, Verron Q, **Brech A**, Watzl C, Wagner AK, Alici E, **Malmberg KJ**, Uhlin M, Önfelt B (2023) **Modulation of lytic molecules restrain serial killing in γδ T lymphocytes** Nat Commun, 14 (1), 6035

Sarmiento MJ, **Llorente A**, Petan T, Khnykin D, Popa I, Nikolac Perkovic M, Konjevod M, Jaganjac M (2023)

The expanding organelle lipidomes: current knowledge and challenges Cell Mol Life Sci, 80 (8), 237

Schiavi A, Salveridou E, Brinkmann V, Shaik A, Menzel R, Kalyanasundaram S, **Nygård S**, Nilsen H, Ventura N (2023) **Mitochondria hormesis delays aging and associated diseases in *Caenorhabditis elegans* impacting on key ferroptosis players** iScience, 26 (4), 106448

Sioud M (2023) **How the initial discovery of modified RNA enabled evasion of innate immune responses and facilitated the development of RNA therapeutics** Scand J Immunol, 98 (1), e13282

Sioud M, **Olberg A** (2023) **Antibody Surface Profiling Identifies Glycoforms in Multiple Myeloma as Targets for Immunotherapy: From Antibody Derivatives to Mimetic Peptides for Killing Tumor Cells** Cancers (Basel), 15 (7)

Sioud M, **Zhang Q** (2023) **Precision Killing of M2 Macrophages with Phage-Displayed Peptide-Photosensitizer Conjugates** Cancers (Basel), 15 (7)

Skingen VE, **Hompland T**, **Fjeldbo CS**, **Salberg UB**, **Helgeland H**, **Ragnum HB**, **Aarnes EK**, Vlatkovic L, Hole KH, Seierstad T, **Lyng H** (2023) **Prostate cancer radiogenomics reveals proliferative gene expression programs associated with distinct MRI-based hypoxia levels** Radiother Oncol, 188, 109875

Skogestad J, Albert I, Hougen K, Lothe GB, Lunde M, Eken OS, Veras I, Huynh NTT, Børstad M, Marshall S, Shen X, Louch WE, Robinson EL, Cleveland JC, Ambardekar AV, Schwisow JA, Jonas E, Calejo AI, Morth JP, **Taskén K**, Melleby AO, Lunde PK, Sjaastad I, Carlson CR, Aronsen JM (2023) **Disruption of Phosphodiesterase 3A Binding to SERCA2 Increases SERCA2 Activity and Reduces Mortality in Mice With Chronic Heart Failure** Circulation, 147 (16), 1221-1236

Skotland T, **Llorente A**, **Sandvig K** (2023) **Lipids in Extracellular Vesicles: What Can Be Learned about Membrane Structure and Function?** Cold Spring Harb Perspect Biol, 15 (8)

Solbakken AM, **Flatmark K** (2023)

ASO Author Reflections: Navigation-Assisted Surgery for Locally Advanced and Recurrent Rectal Cancer: The NAVI-LARRC Trial
Ann Surg Oncol, 30 (12), 7633-7634

Solbakken AM, Sellevold S, Spasojevic M, Julsrud L, Emblemsvåg HL, Reims HM, Sørensen O, Thorgersen EB, Fauske L, Ågren JSM, Brennhovd B, Ryder T, Larsen SG, **Flatmark K** (2023)
Navigation-Assisted Surgery for Locally Advanced Primary and Recurrent Rectal Cancer
Ann Surg Oncol, 30 (12), 7602-7611

Solbakken AM, Sellevold S, Spasojevic M, Julsrud L, Emblemsvåg HL, Reims HM, Sørensen O, Thorgersen EB, Fauske L, Ågren JSM, Brennhovd B, Ryder T, Larsen SG, **Flatmark K** (2023)
ASO Visual Abstract: Navigation-Assisted Surgery for Locally Advanced Primary and Recurrent Rectal Cancer
Ann Surg Oncol, 30 (12), 7637-7638

Spasevska I, Sharma A, Steen CB, Josefsson SE, Blaker YN, Kolsstad A, Rustad EH, Meyer S, Isaksen K, Chellappa S, Kushekhar K, Beiske K, Førsvund MS, Spetalen S, Holte H, Østenstad B, Brodtkorb M, Kimby E, Olweus J, Taskén K, Newman AM, Lorenz S, Smeland EB, Alizadeh AA, Huse K et al. (2023)
Diversity of intratumoral regulatory T cells in B-cell non-Hodgkin lymphoma
Blood Adv, 7 (23), 7216-7230

Sporbeck K, Haas ML, Pastor-Maldonado CJ, Schüssele DS, Hunter C, Takacs Z, Diogo de Oliveira AL, Franz-Wachtel M, Charsou C, Pfisterer SG, Gubas A, Haller PK, Knorr RL, Kaulich M, Macek B, Eskelinen EL, **Simonsen A**, Proikas-Cezanne T (2023)
The ABL-MYC axis controls WIP1-enhanced autophagy in lifespan extension
Commun Biol, 6 (1), 872

Stashko C, Hayward MK, Northey JJ, Pearson N, Ironside AJ, Lakins JN, Oria R, Goyette MA, Mayo L, **Russnes HG**, Hwang ES, Kutys ML, Polyak K, Weaver VM (2023)
A convolutional neural network STIF-Map reveals associations between stromal stiffness and EMT in breast cancer
Nat Commun, 14 (1), 3561

Stonyte V, Mastrangelopoulou M, Timmer R, Lindbergsengen L, Vietri M, Campsteijn C, Grallert B (2023)
The GCN2/eIF2αK stress kinase regulates PP1 to ensure mitotic fidelity
EMBO Rep, 24 (8), e56100

Tamargo-Gómez I, Martínez-García GG, Suárez MF, Mayoral P, Bretones G, Astudillo A, Prieto-Lloret J, **Sveen C**, Fuego A, **Engedal N**, López-Otín C, Mariño G (2023)
Analysis of ATG4C function *in vivo*
Autophagy, 19 (11), 2912-2933

Thorgersen EB, **Solbakken AM**, Strøm TK, Goscinski M, Spasojevic M, Larsen SG, **Flatmark K** (2023)
Short-term results after robot-assisted surgery for primary rectal cancers requiring beyond total mesorectal excision in multiple compartments
Scand J Surg, 14574969231200654 (in press)

Tislevoll BS, Hellesøy M, Fagerholt OHE, Gullaksen SE, Srivastava A, Birkeland E, Kleftogiannis D, **Ayuda-Durán P, Piechaczyk L, Tadele DS**, Skavland J, Baliakas P, Hovland R, Andresen V, Seternes OM, Tvedt THA, Aghaeepour N, Gavasso S, Porka K, Jonassen I, **Fløisand Y, Enserink J**, Blaser N, Gjertsen BT (2023)
Early response evaluation by single cell signaling profiling in acute myeloid leukemia
Nat Commun, 14 (1), 115

Torices L, **Nunes-Xavier CE**, López JI, Pulido R (2023)
Novel anti-PTEN C2 domain monoclonal antibodies to analyse the expression and function of PTEN isoform variants
PLoS One, 18 (8), e0289369

Totland MZ, Omori Y, **Sørensen V, Kryeziu K**, Aasen T, **Brech A, Leithe E** (2023)
Endocytic trafficking of connexins in cancer pathogenesis
Biochim Biophys Acta Mol Basis Dis, 1869 (7), 166812

Vahid MR, Brown EL, **Steen CB**, Zhang W, Jeon HS, Kang M, Gentles AJ, Newman AM (2023)
High-resolution alignment of single-cell and spatial transcriptomes with CytoSPACE
Nat Biotechnol, 41 (11), 1543-1548

van Amerongen R, Bentires-Alj M, van Boxtel AL, Clarke RB, Fre S, Suarez EG, Iggo R, Jechlinger M, Jonkers J, Mikkola ML, Koledova ZS, **Sørlie**

T, Vivanco MD (2023)
Imagine beyond: recent breakthroughs and next challenges in mammary gland biology and breast cancer research
J Mammary Gland Biol Neoplasia, 28 (1), 17

van den Berg CM, Volkov VA, Schnorrenberg S, Huang Z, Stecker KE, Grigoriev I, **Gilani S, Frikstad KM, Patzke S**, Zimmermann T, Dogterom M, Akhmanova A (2023)
CSPP1 stabilizes growing microtubule ends and damaged lattices from the luminal side
J Cell Biol, 222 (4)

Verleih M, **Visnovska T**, Nguinkal JA, Rebl A, Goldammer T, Andreassen R (2023)
The Discovery and Characterization of Conserved and Novel miRNAs in the Different Developmental Stages and Organs of Pikeperch (*Sander lucioperca*)
Int J Mol Sci, 25 (1)

Vitelli V, **Fleischer T, Ankill J**, Arjas E, Frigessi A, Kristensen VN, Zucknick M (2023)
Transcriptomic pan-cancer analysis using rank-based Bayesian inference
Mol Oncol, 17 (4), 548-563

Wang MM, Coupland SE, Aittokallio T, Figueiredo CR (2023)
Resistance to immune checkpoint therapies by tumour-induced T-cell desertification and exclusion: key mechanisms, prognostication and new therapeutic opportunities
Br J Cancer, 129 (8), 1212-1224

Wind A, Oberst S, Westerhuis W, Blaauwgeers H, **Sæter G**, de Paoli P, Nagy P, Burrión JB, Jolly E, Lovey J, van Harten W (2023)
Evaluating comprehensive cancer networks; a review of standards and evaluation methods for care networks to inform a comparison with the OECl comprehensive cancer network standards
Acta Oncol, 62 (1), 15-24

Wu Y, Wang Z, **Zhao Z**, Song X, Miao M, Zhang X (2023)
Bile acid metabolites in early pregnancy and risk of gestational diabetes mellitus: Results from a prospective cohort study
Diabetes Obes Metab, 25 (8), 2255-2267

Zhang D, Harris HM, Chen J, Judy J, James G, Kelly A, McIntosh

J, Tenn-McClellan A, Ambing E, Tan YS, Lu H, Gajewski S, Clifton MC, Yung S, Robbins DW, Pirooznia M, **Skånland SS**, Gaglione E, Mhibik M, Underbayev C, Ahn IE, Sun C, Herman SEM, Noviski M, Wiestner A (2023)
NRX-0492 degrades wild-type and C481 mutant BTK and demonstrates *in vivo* activity in CLL patient-derived xenografts
Blood, 141 (13), 1584-1596

Zhang Q, Sioud M (2023)
Tumor-Associated Macrophage Subsets: Shaping Polarization and Targeting
Int J Mol Sci, 24 (8)

Zhen Y, Stenmark H (2023)
Autophagosome Biogenesis
Cells, 12 (4)

Zhen Y, Stenmark H (2023)
A phosphoinositide kinase triggers migrasome formation
Cell Res, 33 (8), 577-578

Zlygosteva O, Juvkam IS, Arous D, Sitarz M, Sørensen BS, Ankjærgaard C, Andersen CE, Galtung HK, Søland TM, Edin NJ, **Malinen E** (2023)
Acute normal tissue responses in a murine model following fractionated irradiation of the head and neck with protons or X-rays
Acta Oncol, 62 (11), 1574-1580

Zlygosteva O, Juvkam IS, Aass HCD, Galtung HK, Søland TM, **Malinen E**, Edin NFJ (2023)
Cytokine Levels in Saliva Are Associated with Salivary Gland Fibrosis and Hyposalivation in Mice after Fractionated Radiotherapy of the Head and Neck
Int J Mol Sci, 24 (20)

Publications 2024 and In Press

Akshay A, Katoch M, Shekarchizadeh N, Abedi M, **Sharma A**, Burkhard FC, Adam RM, Monastyrskaya K, Gheinani AH (2024)
Machine Learning Made Easy (MLme): a comprehensive toolkit for machine learning-driven data analysis
Gigascience, 13

Andresen NK, Røssenvold AH, Quaghebeur C, Gilje B, Boge B, Gombos A, Falk RS, Mathiesen RR, Julsrud L, Garred Ø, **Russnes HG, Lereim RR, Chauhan SK, Lingjærde OC, Dunn C**, Naume B, **Kyte JA** (2024)
Ipilimumab and nivolumab combined

with anthracycline-based chemotherapy in metastatic hormone receptor-positive breast cancer: a randomized phase 2b trial
J Immunother Cancer, 12 (1)

Billingham L, Brown L, Framke T, Grey-stoke A, **Hovig E**, Mathur S, Page P, Pean E, Barjesteh van Waalwijk van Doorn-Khosrovani S, Vonk R, Wissink S, Zander H, Plummer R (2023)
Histology independent drug development - Is this the future for cancer drugs?
Cancer Treat Rev, 123, 102674

Brugger M, Lauri A, **Zhen Y**, Gramegna LL, Zott B, Sekulic N, Fasano G, Kopajtich R, Cordeddu V, Radio FC, Mancini C, Pizzi S, Paradisi G, Zanni G, Vasco G, Carrozzo R, Palombo F, Tonon C, Lodi R, La Morgia C, Arelin M, Bleckschmidt C, Finck T, Sørensen V, Kreiser K, Strobl-Wildemann G, Daum H, Michaelson-Cohen R, Ziccardi L, Zampino G, Prokisch H, Jamra RA, Fiorini C, Arzberger T, Winkelmann J, Caporali L, Carelli V **Stenmark H**, Tartaglia M, Wagner M (2024).

Biallelic variants in SNF8 cause a disease spectrum ranging from severe developmental and epileptic encephalopathy to syndromic optic atrophy.
Am.J.Hum.Genet.: (In press)

Cavanaugh D, **Urbanucci A**, Mohamed NE, Tewari AK, Figueiro M, Kyprianou N (2024)
Link between circadian rhythm and benign prostatic hyperplasia (BPH)/lower urinary tract symptoms (LUTS)
Prostate (in press)

Chojnacka M, Diamond B, Ziccheddu B, **Rustad E**, MacLachlan K, Papadimitriou M, Boyle EM, Blaney P, Usmani S, Morgan G, Landgren O, Maura F (2024)
Impact of Rare Structural Variant Events in Newly Diagnosed Multiple Myeloma
Clin Cancer Res, 30 (3), 575-585

Corrales J, Ramos-Alonso L, González-Sabín J, Ríos-Lombardía N, Trevijano-Contador N, Engen Berg H, Sved Skottvoll F, Moris F, Zaragoza O, Chymkowitz P, Garcia I, **Enserink JM** (2024)
Characterization of a selective, iron-chelating antifungal compound that disrupts fungal metabolism and synergizes with fluconazole
Microbiol Spectr, 12 (2), e0259423

Dyrbekk APH, Warsame AA, Suhrke

P, Ludahl MO, Zecic N, Moe JO, Lund-Iversen M, **Brustugun OT** (2024)
Evaluation of NTRK expression and fusions in a large cohort of early-stage lung cancer
Clin Exp Med, 24 (1), 10

Fein JA, Shouval R, Krieger E, Spellman SR, Wang T, Baldauf H, Fleischhauer K, Kröger N, Horowitz M, Maiers M, Miller JS, Mohty M, Nagler A, Weisdorf D, **Malmberg KJ**, Toor AA, Schetelig J, Romee R, Koreth J (2024)
Systematic evaluation of donor-KIR/recipient-HLA interactions in HLA-matched hematopoietic cell transplantation for AML
Blood Adv, 8 (3), 581-590

Gorodetska I, Offermann A, Püschel J, Lukiyanchuk V, Gaete D, Kurzykova A, Freytag V, Haider MT, **Fjeldbo CS**, Di Gaetano S, Schwarz FM, Patil S, Borkowetz A, Erb HHH, Baniahmad A, Mircetic J, **Lyng H**, Löck S, Linge A, Lange T, Knopf F, Wielockx B, Krause M, Perner S, Dubrovskaya A (2024)
ALDH1A1 drives prostate cancer metastases and radioresistance by interplay with AR- and RAR-dependent transcription
Theranostics, 14 (2), 714-737

Heinrich MC, Jones RL, George S, Gelderblom H, Schöffski P, von Mehren M, Zalcborg JR, Kang YK, Razak AA, Trent J, Attia S, Le Cesne A, Siontis BL, Goldstein D, **Boye K**, Sanchez C, Steeghs N, Rutkowski P, Druta M, Serrano C, Somaiah N, Chi P, Reichmann W, Sprött K, Achour H et al. (2024)
Ripretinib versus sunitinib in gastrointestinal stromal tumor: ctDNA biomarker analysis of the phase 3 INTRIGUE trial
Nat Med (in press)

Helland Å, Myklebust TÅ, Conte S, Frederiksen LE, Aarøe J, Enerly E (2023)
EGFR-mutation testing, treatment patterns and clinical outcomes in patients with stage IB-IIIA non-small cell lung cancer in Norway-a nationwide cohort study
Cancer Treat Res Commun. 2024(38) 100785

Helland Å, Steinskog ESS, Blix ES, Flobak Å, Brabrand S, Puco K, Niehusmann P, Meltzer S, Oppedal IA, Haug Å, Torkildsen CF, Randen U, Gilje B, Lønning PE, Gjert-

sen BT, Hovland R, **Russnes HG, Fagereng GL**, Smeland S, **Tasken K** (2024)
Hever kvaliteten på behandling av kreft
Tidsskr Nor Laegeforen, 144 (1)

Huynh TM, Dale E, Falk RS, Hellebust TP, Astrup GL, Malinen E, Edin NFJ, Bjordal K, Herlofson BB, Kiserud CE, **Helland Å**, Amdal CD (2023)
Radiation-induced long-term dysphagia in survivors of head and neck cancer and association with dose-volume parameters
Radiother Oncol, 190, 110044 (in press)

Jin Y, Dunn C, Persiconi I, Sike A, Skorstad G, **Beck C, Kyte JA** (2024)
Comparative Evaluation of STEAP1 Targeting Chimeric Antigen Receptors with Different Costimulatory Domains and Spacers
Int J Mol Sci, 25 (1)

Kandathil SA, Akhondi A, Kadletz-Wanke L, Heiduschka G, **Engedal N**, Brkic FF (2024)
The dual role of autophagy in HPV-positive head and neck squamous cell carcinoma: a systematic review
J Cancer Res Clin Oncol, 150 (2), 56

Lukovic J, Pintilie M, Han K, Fyles AW, Bruce JP, Quevedo R, Pugh TJ, **Fjeldbo CS, Lyng H**, Milosevic MF (2024)
An immune gene expression risk score for distant metastases after radiotherapy for cervical cancer
Clin Cancer Res (in press)

Mahon P, Chatzitheofilou I, Dekker A, Fernández X, Hall G, **Helland A**, Traverso A, Van Marcke C, Vehreschild J, Ciliberto G, Tonon G (2024)
A federated learning system for precision oncology in Europe: DigiONE
Nat Med (in press)

Montoya S, Bourcier J, Noviski M, Lu H, Thompson MC, Chirino A, Jahn J, Sondhi AK, Gajewski S, Tan YSM, Yung S, **Urban A**, Wang E, Han C, Mi X, Kim WJ, Sievers Q, Auger P, Bousquet H, Brathaban N, Bravo B, Gessner M, Guiducci C, Iuliano JN, Kane T, **Skånland S** et al. (2024)
Kinase-impaired BTK mutations are susceptible to clinical-stage BTK and IKZF1/3 degrader NX-2127
Science, 383 (6682), eadi5798

Nikolski M, **Hovig E**, Al-Shahrour F, Blomberg N, Scollen S, Valencia A, Saunders G (2024)

Roadmap for a European cancer data management and precision medicine infrastructure
Nat Cancer (in press)

Radulovic M, Stenmark H (2024)
Lysophagy prevents neurotoxic aggregate transmission
Proc Natl Acad Sci U S A, 121 (3), e2321181121

Rauluseviciute I, Riudavets-Puig R, Blanc-Mathieu R, Castro-Mondragon JA, Ferenc K, Kumar V, Lemma RB, Lucas J, Chèneby J, Baranasic D, Khan A, Fornes O, Gundersen S, Johansen M, **Hovig E**, Lenhard B, Sandelin A, Wasserman WW, Parcy F, Mathelier A (2024)
JASPAR 2024: 20th anniversary of the open-access database of transcription factor binding profiles
Nucleic Acids Res, 52 (D1), D174-D182

Ringborg U, von Braun J, Celis J, Baumann M, Berns A, Eggermont A, Heard E, Heitor M, Chandy M, Chen CJ, Costa A, De Lorenzo F, De Robertis EM, Dubeé FC, Ernberg I, Gabriel M, **Helland Å**, Henrique R, Jönsson B, Kallioniemi O, Korbel J, Krause M, Lowy DR, Michielin O, Nagy P et al. (2024)
Strategies to decrease inequalities in cancer therapeutics, care and prevention: Proceedings on a conference organized by the Pontifical Academy of Sciences and the European Academy of Cancer Sciences, Vatican City, February 23-24, 2023
Mol Oncol, 18 (2), 245-279

Skotheim RI, Bogaard M, Carm KT, Axcrona U, Axcrona K (2024)
Prostate cancer: Molecular aspects, consequences, and opportunities of the multifocal nature
Biochim Biophys Acta Rev Cancer, 1879 (2), 189080 (in press)

Sveen A, Johannessen B, Klok-kerud SM, Kraggerud SM, Meza-Zepeda LA, Bjørnslett M, Bischof K, Myklebost O, Taskén K, Skotheim RI, Dørum A, Davidson B, Lothe RA (2024)
Evolutionary mode and timing of dissemination of high-grade serous carcinomas
JCI Insight, 9 (3)

Torices L, **Nunes-Xavier CE**, Mingo J, Luna S, Erramuzpe A, Cortés JM, Pulido R (2024)
Induction of Translational Read-through on Protein Tyrosine Phosphatases Targeted by Premature

Termination Codon Mutations in Human Disease
Methods Mol Biol, 2743, 1-19

Vedeld HM, Pharo HD, Sørbø AK, Brandt-Winge S, Five MB, Jeanmougin M, Østby KH, Guldberg P, Wahlqvist R, and **Lind GE**
Distinct longitudinal patterns of urine tumor DNA in patients undergoing surveillance for bladder cancer
Molecular Oncology (in press)

Wang HL, Siow R, Schmauck-Medina T, Zhang J, Sandset PM, Filshie C, Lund Ø, Partridge L, Bergersen LH, Juel Rasmussen L, Palikaras K, Sotiropoulos I, Storm-Mathisen J, Rubinsztein DC, Spillantini MG, De Zeeuw CI, Watne LO, Vyhnalek M, Veverova K, Liang KX, Tavernarakis N, Bohr VA, Yokote K, Saarela J, Nilsen H, **Simonsen A** et al. (2024)
Meeting summary of The NYO3 5th NO-Age/AD meeting and the 1st Norway-UK joint meeting on ageing and dementia: recent progress on the mechanisms and interventional strategies
J Gerontol A Biol Sci Med Sci (in press)

Wenzel EM, Pedersen NM, Elfmark LA, Wang L, Kjos I, Stang E, Malerød L, Brech A, Stenmark H, Raiborg C (2024)
Intercellular transfer of cancer cell invasiveness via endosome-mediated protease shedding
Nat Commun, 15 (1), 1277

Zhen Y, Stenmark H (2024)
A dual-purpose fusion complex in autophagy
Cell Res (in press)

**Oslo University Hospital
The Norwegian Radium Hospital
Institute for Cancer Research**

Ullernchausseen 70
N-0379 Oslo
Norway

P.O. BOX 4953 Nydalen
N-0424 Oslo
Norway

<http://ous-research.no/institute/>




Image shows the conceptual design of the ProBeam360 proton therapy system under installation at Oslo University Hospital, 2023. Cyclotron "Ellen" upper right, preclinical gantry to be run by ICR left. © Varian, a Siemens Healthineers company